



STALMOT smart ideas

2024



Tworzenie nowoczesnych rozwiązań meblowych to nasza pasja, którą pielęgnujemy od ponad 30 lat. Współpracując z najlepszymi fabrykami mebli zdobyliśmy know-how i cenne doświadczenie w branży meblarskiej. Dzięki temu nasze produkty wyróżniają się na rynku wzornictwem, funkcjonalnością i niezawodnością, tworząc realną wartość dodaną dla naszych klientów.

Creating modern furniture solutions is our passion, which we have cultivated for more than 30 years. Working with the best furniture factories, we have gained know-how and valuable experience in the furniture industry. As a result, our products stand out in the market with their design, functionality and reliability, creating real added value for our customers.

BG 149-8



Typowe kody wykończeniowe




- 0 bez pokrycia
- 1 ocynk
- 4 kolor biały połysk - malowanie proszkowe
- 5 kolor czarny połysk - malowanie proszkowe
- 8 chrom połysk - galwanizacja
- 12 kolor czarny mat - malowanie proszkowe
- 13 szary antracyt - malowanie proszkowe
- 19 czarny mat struktura - malowanie proszkowe
- 20 aluminium polerowane
- 27 stal nierdzewna szczotkowana
- 28 stal nierdzewna polerowana
- 34 nikiel szczotkowany - galwanizacja
- 36 kolor aluminium półmat - malowanie proszkowe

Standard finish option

- 0 no covering
- 1 zinc coating
- 4 white polished - powder coating
- 5 black polished - powder coating
- 8 chrome
- 12 black matt - powder coating
- 13 anthracite grey - powder coating
- 19 black structure - powder coating
- 20 aluminium polished
- 27 stainless steel brushed
- 28 stainless steel polished
- 34 brushed nickel - galvanization
- 36 aluminium colour semi-matt - powder coating




Objaśnienia znaków w katalogu

MIN minimalne zamówienie

- w produkcji ciągłej
-  ilość wyrobów na komplet
-  szczegóły na stronie
-  waga [kg]

Explanatory signs in catalogue

MIN minimal order

- in continuous production
-  quantity/set
-  details on the page
-  weight [kg]

SPIS TREŚCI

LIST OF CONTENT

3-20

Mechanizmy sofy i narożnika
Sofa and corner sofa mechanisms

21-24

Podnośniki do otoman
Lifting mechanisms for corner sofa storage

25-29

Ramy i podnośniki do łóżek
Frames and lifting mechanisms for beds

30-32

Mechanizmy siedziska
Seat mechanisms

33

Mechanizm podnóżka
Footrest mechanism

34-38

Mechanizmy oparcia
Backrest mechanisms

39-48

Mechanizmy podłokietnika i zagłówka
Armrest and headrest mechanisms

49-51

Mechanizmy stolika
Table mechanisms

52-63

Okucia drobne
Fittings

64-66

Akcesoria z tworzyw
Plastic accessories

67-74

Nogi meblowe
Furniture legs

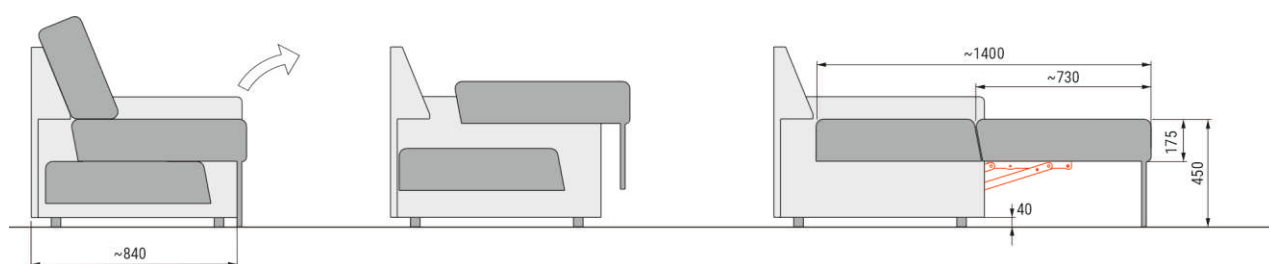
75-81

Podstawy z obrotem
Swivel bases

PUMA_SYSTEM

FUNKCJA SPANIA DO NAROŻNIKA
SLEEPING FUNCTION FOR CORNER SOFA





ruchome poduchy oparcia
movable backrest cushions

wygodne materace do siedzenia i spania
comfortable mattress to sit and sleep

łatwa obsługa funkcji
easy unfolding


● **PF 107-B-5**  5,50  20



INDUSTRIAL PROPERTY

AKCESORIA WYMAGANE REQUIRED ACCESSORIES

synchronizator
synchronizing bar

● **PF 290-A-5** L=1375 ÷ 1435  1,50  1

L - wew. szerokość skrzyni / internal box width
regulacja co 10 mm / adjustment every 10 mm



sprężyna
spring

● **AS 119-1** Fs=278N  0,14

● **AS 135-1** Fs=367N  0,15

● **AS 252-1** Fs=490N  0,24

 2



AKCESORIA DODATKOWE ADDITIONAL ACCESSORIES

noga automatyczna
automatic leg

● **PF 280-H-5**  1,20  20

z regulacją wysokości / with height adjustment
H=232 + max 38



mechanizm unoszenia poduch oparciowych
backrest cushion raising mechanism

● **PC 116-B-1**  0,80  20



sprężyna do PC 116-B-1
spring for PC 116-B-1

● **AS 119-1** Fs=200N  0,14

● **AS 252-1** Fs=330N  0,24

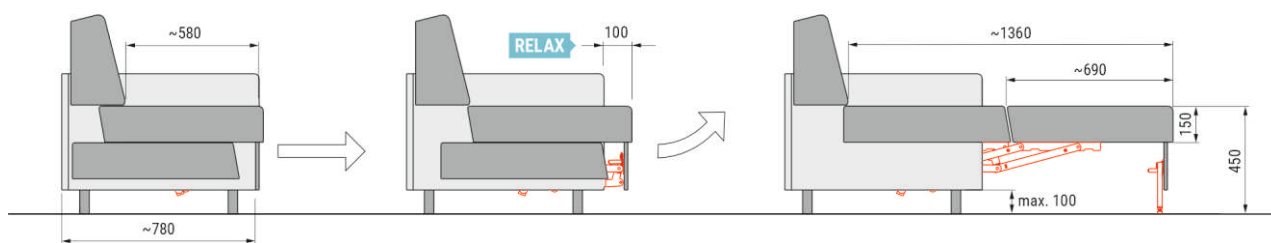
 1



PUMA_PLUS

FUNKCJA SPANIA DO NAROŻNIKA
SLEEPING FUNCTION FOR CORNER SOFA





stałe poduchy oparcia
fixed backrest cushions

wysuwane siedzisko - pozycja relax
seat extension - relax position

łatwa obsługa funkcji
easy unfolding

● **PF 190-Z-5** 6,80 20



PATENT

AKCESORIA WYMAGANE REQUIRED ACCESSORIES

synchronizator
synchronizing bar

● **PF 290-A-5** L=1400 ÷ 1460 1,50 2

L - wew. szerokość skrzyni / internal box width
regulacja co 10 mm / adjustment every 10 mm



sprężyna przednia
front spring

● **AS 119-1** Fs=278N 0,14

● **AS 135-1** Fs=367N 0,15

● **AS 252-1** Fs=490N 0,24

2



sprężyna tylna
rear spring

● **AS 189-1** Fs=70N 0,08

● **AS 106-1** Fs=237N 0,10

2



AKCESORIA DODATKOWE ADDITIONAL ACCESSORIES

noga automatyczna
automatic leg

● **PF 280-H-5** 1,20 20

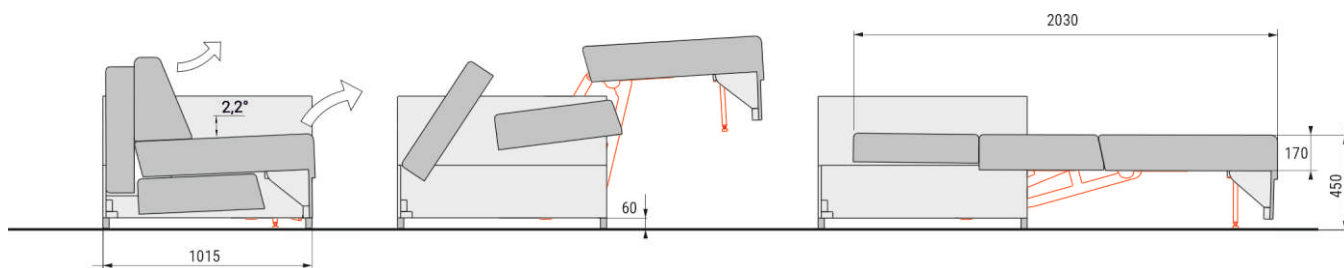
z regulacją wysokości / with
height adjustment H=232 + max 38



PUMA_PRO

AUTOMATYCZNA FUNKCJA SPANIA DO SOFY
AUTOMATIC SLEEPING FUNCTION FOR SOFA





automatyczna obsługa funkcji spania
automatic operation of sleeping function

komfortowe materace do siedzenia i spania
comfortable mattresses to sit and sleep



PF 277-5  12,00  MIN 24



PATENT PENDING

AKCESORIA WYMAGANE
REQUIRED ACCESSORIES



synchronizator
synchronizing bar



PF 202-E-5 L=1460  1,70  1



L - na życzenie / at request



sprężyna
spring

AS 624-1 Fs=1180N  0,23  2

AS 637-1 Fs=1000N  0,21  2

AS 438-1 Fs=840N  0,18  2



AKCESORIA DODATKOWE
ADDITIONAL ACCESSORIES

noga podporowa
supporting leg

NG 319-5  0,43  2

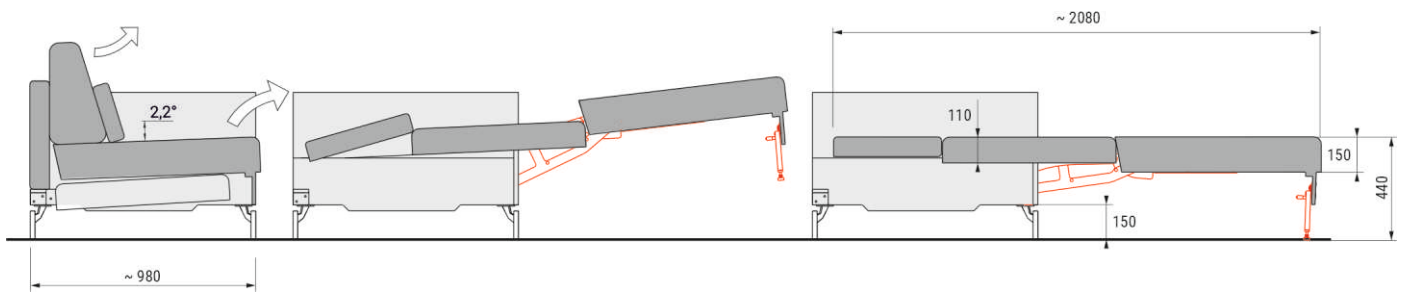
z regulacją wysokości / with height
adjustment H=244 + max 38



PUMA_PRO HIGH LEGS

AUTOMATYCZNA FUNKCJA SPANIA DO SOFY
AUTOMATIC SLEEPING FUNCTION FOR SOFA





automatyczna obsługa funkcji spania
automatic operation of sleeping function

sofa na wysokich nogach
sofa with high legs



PF 278-5  11,50  MIN 24

PATENT PENDING









AKCESORIA WYMAGANE
REQUIRED ACCESSORIES

synchronizator
synchronizing bar

PF 202-E-5 L=1460  1,70  1
L - na życzenie / at request






sprężyna
spring

AS 624-1 Fs=1180N  0,23  2
AS 637-1 Fs=1000N  0,21  2
AS 438-1 Fs=840N  0,18  2



AKCESORIA DODATKOWE
ADDITIONAL ACCESSORIES

noga automatyczna
automatic leg

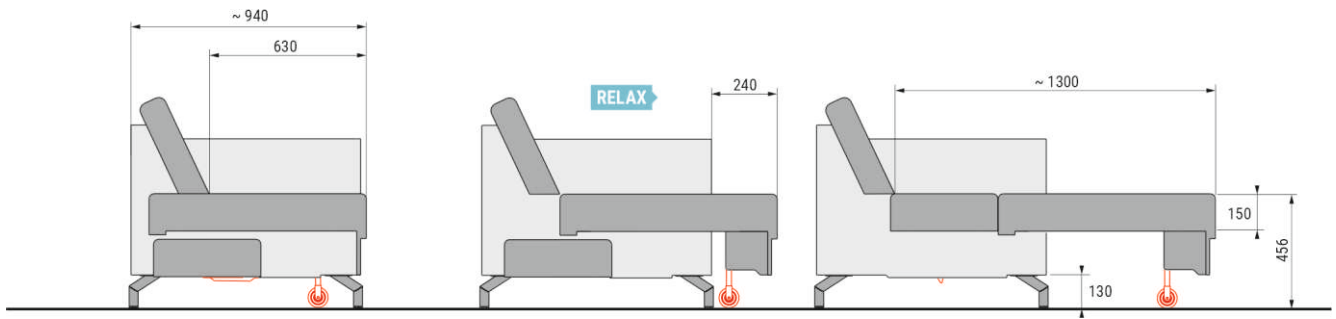
PF 280-H-5  1,20  MIN 20  1
z regulacją wysokości / with
height adjustment H=232 + max 38



SLIDE_X

ELEKTRYCZNA **FUNKCJA RELAKSU I SPANIA**
MOTORIZED **RELAX AND SLEEPING FUNCTION**







regulacja za pomocą silników elektrycznych
regulation using electric motors

funkcje relaksu i spania
relax and sleeping functions

komfortowe materace
comfortable mattresses

PF 300-5  8,30  MIN 24  1





PATENT PENDING

AKCESORIA WYMAGANE
REQUIRED ACCESSORIES

KDPT007-XA  6,20  1



AR 253-5  0,40  2
duża wytrzymałość / heavy duty



AR 228-1  0,11  2



KDH026  2



AKCESORIA DODATKOWE
ADDITIONAL ACCESSORIES

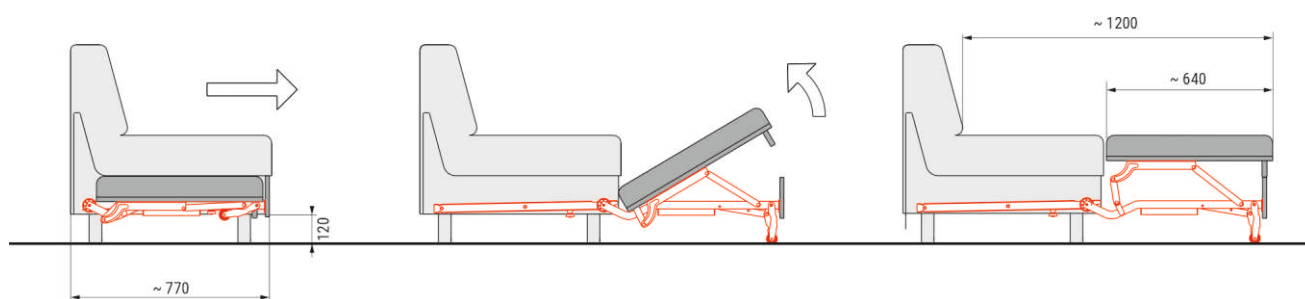
AK 640-5  3,70  1 L=1860
L - na życzenie / at request



DELFIN_SYSTEM

FUNKCJA SPANIA DO NAROŻNIKA
SLEEPING FUNCTION FOR CORNER SOFA






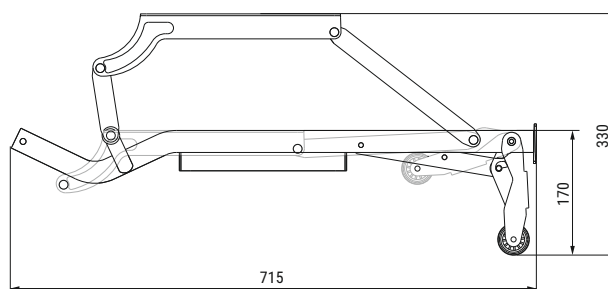
wysokie nogi w meblu
high legs in furniture

automatyczna noga składana
automatic folded leg



stałe poduchy oparcia
fixed backrest cushions

● **WS 189-5**  4,40  MIN 50


INDUSTRIAL PROPERTY





AKCESORIA WYMAGANE
REQUIRED ACCESSORIES

● **WU 573-5** L=1320  0,70  1
L - na życzenie / at request



● **AL 051-5**  1

● **WS 578-5**  1,20  1 MIN 50

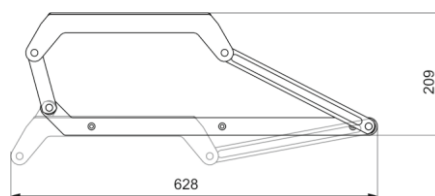


DELFIN_SYSTEM

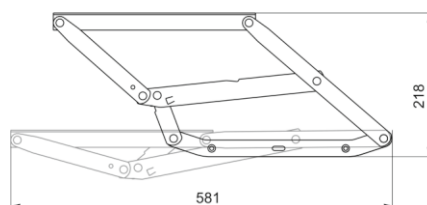
FUNKCJA SPANIA DO NAROŻNIKA
SLEEPING FUNCTION FOR CORNER SOFA



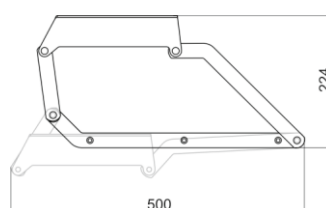
● PF 001-B-5  2,60 MIN 50

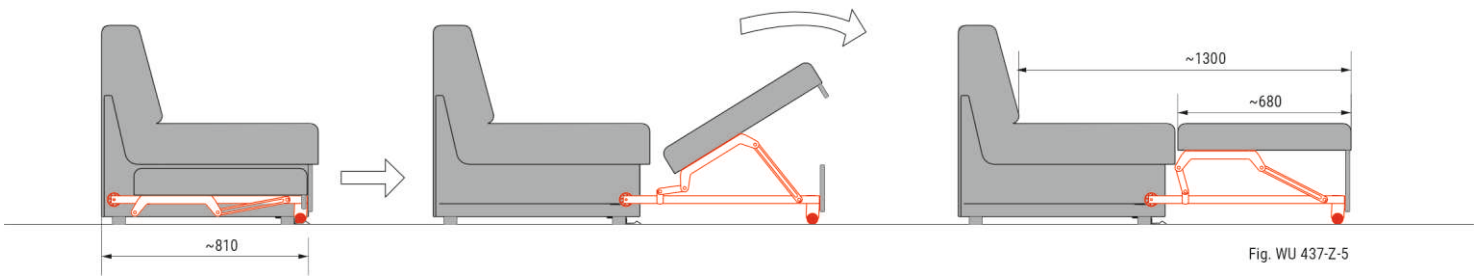


● PF 003-5  2,70 MIN 50

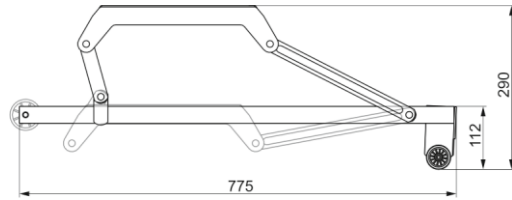


● PF 004-1  2,30 MIN 48

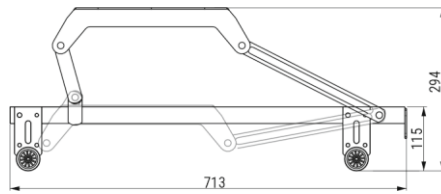




● **WU 437-Z-5** 3,30 MIN 50



WU 429-D-5 4,40 MIN 175

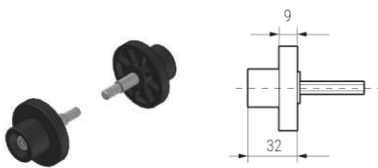


AKCESORIA WYMAGANE
REQUIRED ACCESSORIES

WU 573-5 L=1320 0,70 1
L - na życzenie / at request



● **AL 051-5** 1



● **AZ 321-1** 2 60 lub:: or



● **LZ 037-5** 1 60

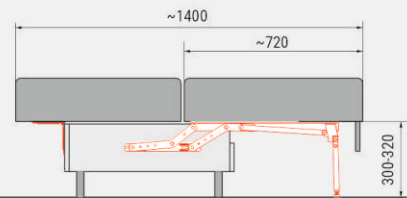
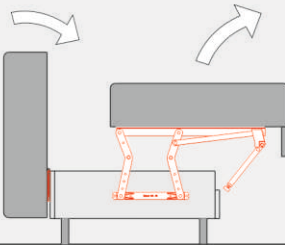
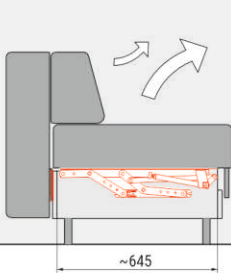


AZ 357-1 2 59



DL_SYSTEM

FUNKCJA SPANIA DO SOFY
SLEEPING FUNCTION FOR SOFA



wysokie nogi w meblu
high feet in furniture

noga automatyczna z regulacją
adjusted automatic leg

komfortowe materace do siedzenia i spania
comfortable mattresses to sit and sleep

● PF 085-5  4,80 MIN 50



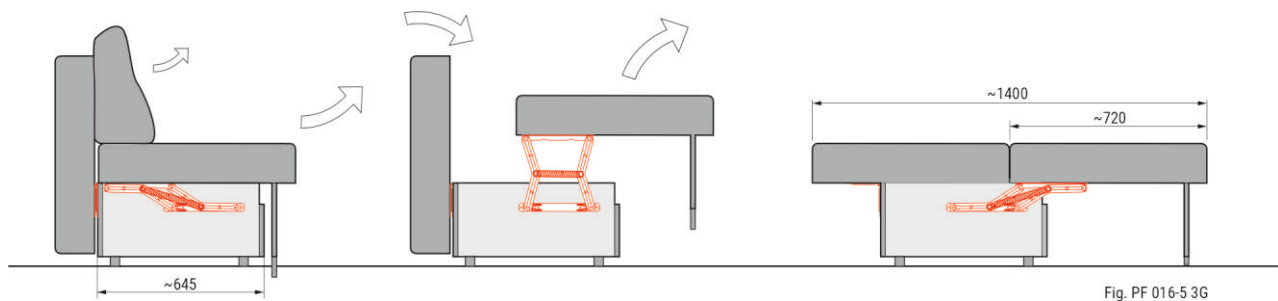

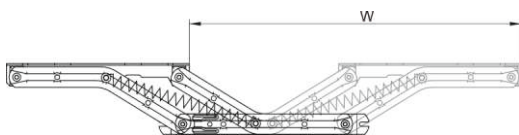


Fig. PF 016-5 3G

- **PF 016-5 3G** W=483 1,50 MIN 50
- **PF 022-5** W=600 2,70 MIN 50



AKCESORIA WYMAGANE REQUIRED ACCESSORIES

synchronizator teleskopowy
telescopic synchronizing bar

- **CB 029-5-3G** L=1000±1400 1,20 1
- **CB 033-5-3G** L=1200±2000 1,40 1

sprężyna
spring

- **AS 119-1** Fs=278N 0,14
 - **AS 135-1** Fs=367N 0,15
 - **AS 252-1** Fs=490N 0,24
- 2



zawias
hinge

- **CH 031-1** 0,30 2



wsuwka
slide-in-joint

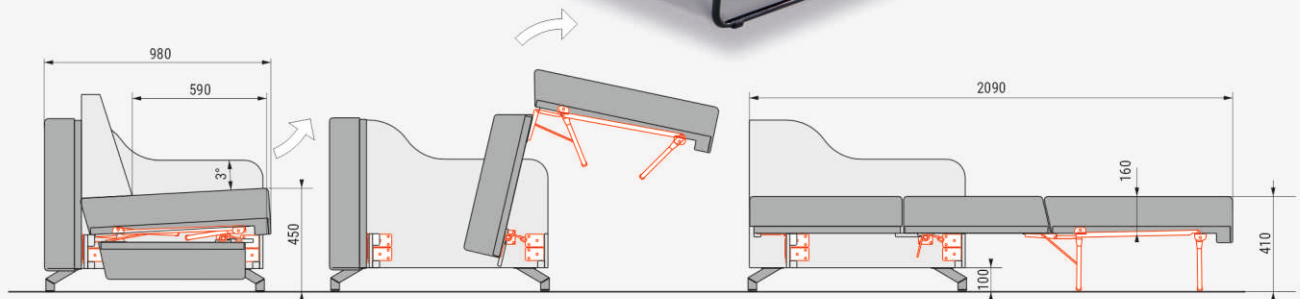
- **CZ 181-1** 0,17 2



więcej zawiasów str. 53-54
more hinges p. 53-54


TAHITI

FUNKCJA SPANIA DO SOFY
SLEEPING FUNCTION FOR SOFA



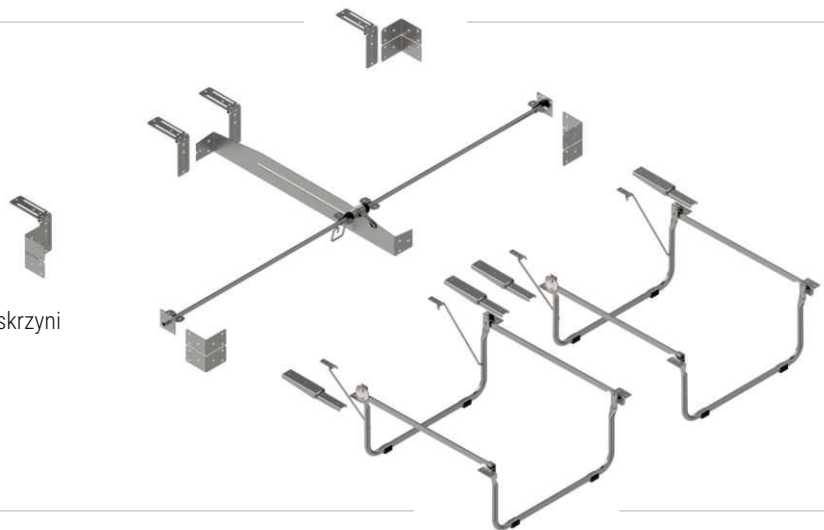
KO 012-5 L=800  3,60 MIN 40



KO 013-B-5 L=1540  8,90 MIN 40



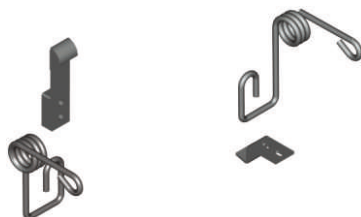
L = wewnętrzna szerokość skrzyni
L = internal box width



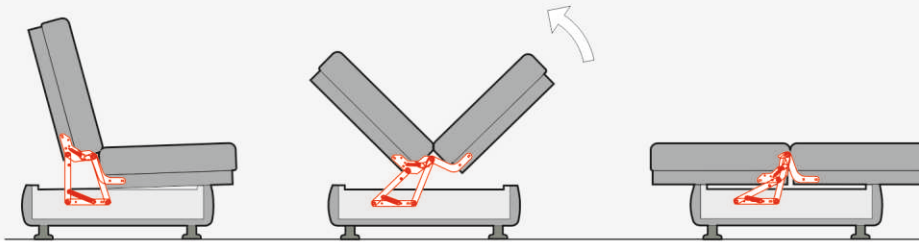
AKCESORIA DODATKOWE ADDITIONAL ACCESSORIES

wspomaganie otwierania
assisted unfolding

KO 128-1  0,70 MIN 40



MECHANIZM WERSALKOWY
CLIC-CLAC MECHANISM



Sposób mocowania w skrzyni
Method of fixing in the box

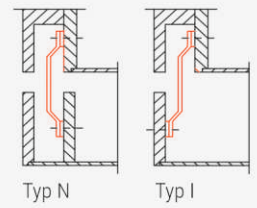


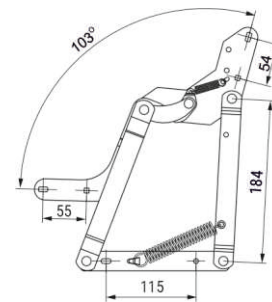
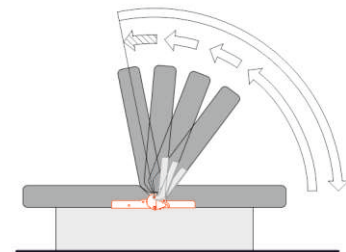
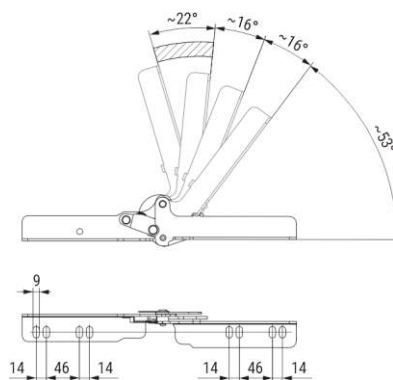


Fig. PW 165-1

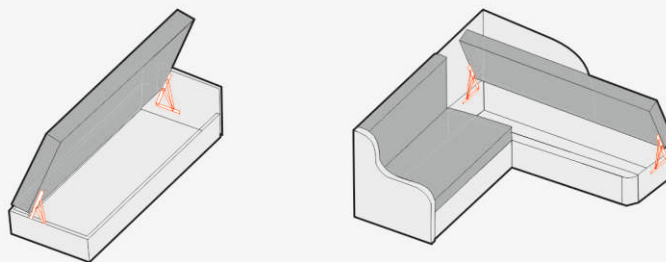
- **PW 165-1** TYP N  2,00 MIN 98
- PW 167-1** TYP I  2,00 MIN 98



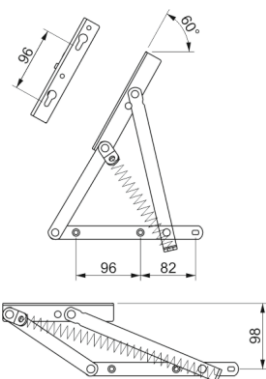
- PW 186-5**  1,50 MIN 100



PODNOŚNIKI DO OTOMAN LEKKICH
LIFTING MECHANISMS FOR LIGHT CORNER SOFA STORAGE



● **PL 134-4**  1,12 MIN 20



sprężyna naciągowa
regular spring

● **AS 130-1** $F_s=100N$  0,08


● **AS 119-1** $F_s=380N$  0,14

 2

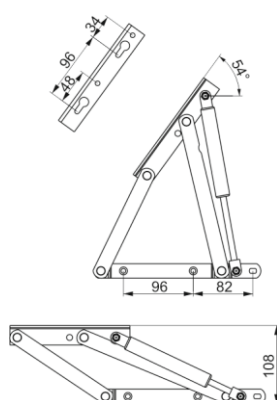


osłona
plastic cover



● **TO 001-4**  2  63





● **PL 001-4**  1,20 MIN 20



sprężyna gazowa
gas spring

XRA 0160 $F_s=500N$  0,20  2

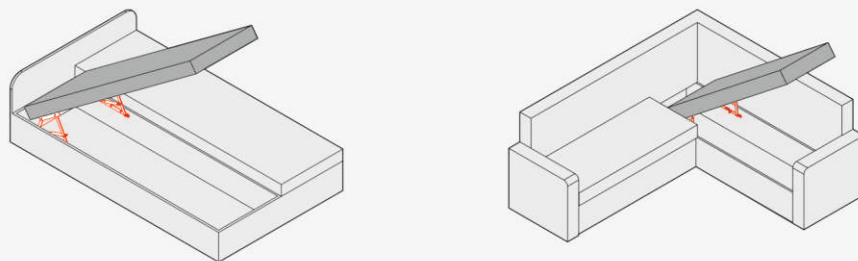
zalecane obciążenie 5-25 kG
recommended load 5-25 kG

XRA 0069 $F_s=800N$  0,20  2

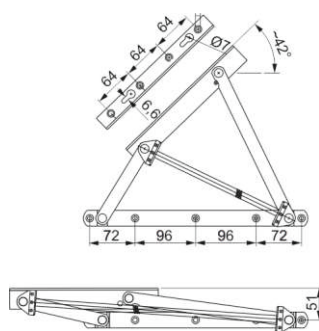
zalecane obciążenie 25-40 kG
recommended load 25-40 kG



PODNOŚNIKI DO OTOMAN ŚREDNICH
LIFTING MECHANISMS FOR MEDIUM CORNER SOFA STORAGE





● **PM 142-4**  1,70 MIN 20




sprężyna naciągowa
regular spring

● **AS 130-1** $F_s=140N$  0,08



AS 105-1 $F_s=360N$  0,15


AS 477-1 $F_s=510N$  0,18

 2 lub / or 4

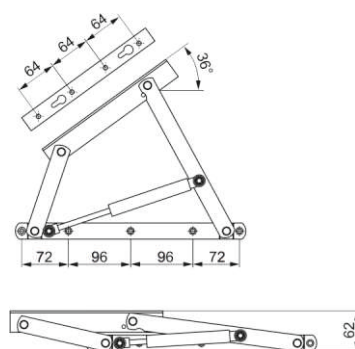


osłona
plastic cover



● **TO 002-4**  2  63





● **PM 147-4**  2,10 MIN 20



sprężyna gazowa
gas spring

XRA 0160 $F_s=500N$  0,20  2

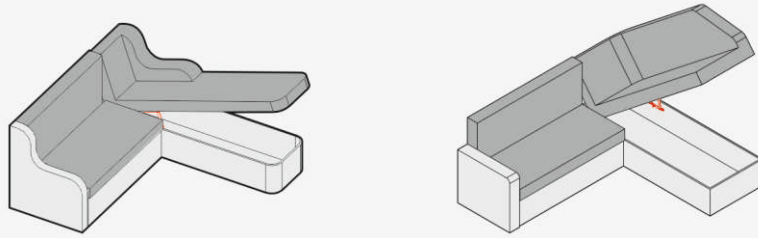
zalecane obciążenie 5-15 kG
recommended load 5-15 kG

XRA 0069 $F_s=800N$  0,20  2

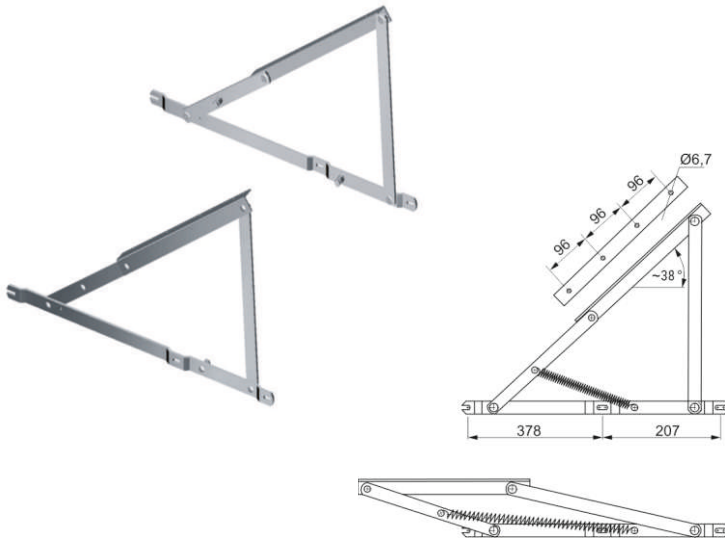
zalecane obciążenie 12-25 kG
recommended load 12-25 kG








PODNOŚNIKI DO OTOMAN CIĘŻKICH
LIFTING MECHANISMS FOR HEAVY CORNER SOFA STORAGE



● **PZ 182-4**  3,30 MIN 50






sprężyna naciągowa
regular spring

- **AS 129-1** $F_s=360N$  0,31
- **AS 126-1** $F_s=550N$  0,31
- **AS 109-1** $F_s=630N$  0,46
- **AS 108-1** $F_s=900N$  0,41  2

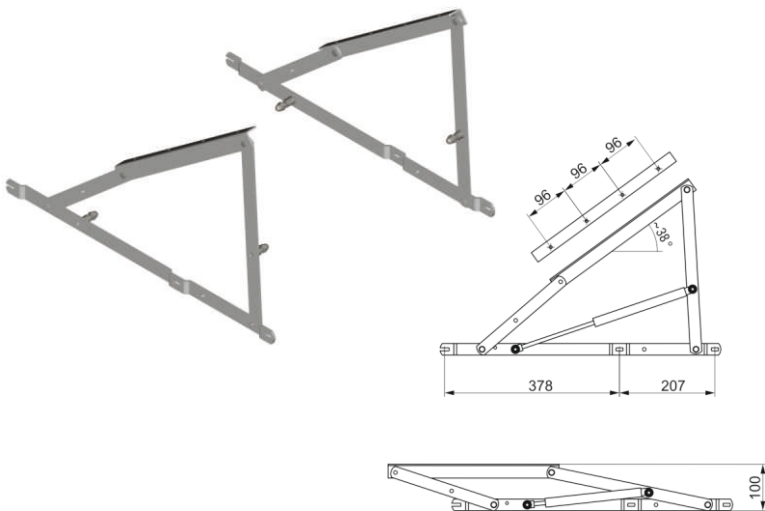


osłona
plastic cover







- **TO 003-4**  2  63



● **PZ 180-4**  3,40 MIN 50



sprężyna gazowa
gas spring

- **XRA 0045** $F_s=500N$  0,25  2
zalecane obciążenie 12-22 kG
recommended load 12-22 kG
- **XRA 0083** $F_s=700N$  0,25  2
zalecane obciążenie 17-32 kG
recommended load 17-32 kG
- **XRA 0168** $F_s=1000N$  0,25  2
zalecane obciążenie 24-45 kG
recommended load 24-45 kG



PODNOŚNIKI DO PUFY ZE SCHOWKIEM
LIFTING MECHANISMS FOR STORAGE POUF

● **PC 024-1**  0,30 MIN 50




● **PC 025-1**  0,50 MIN 50



PD 006-1  0,70 MIN 100

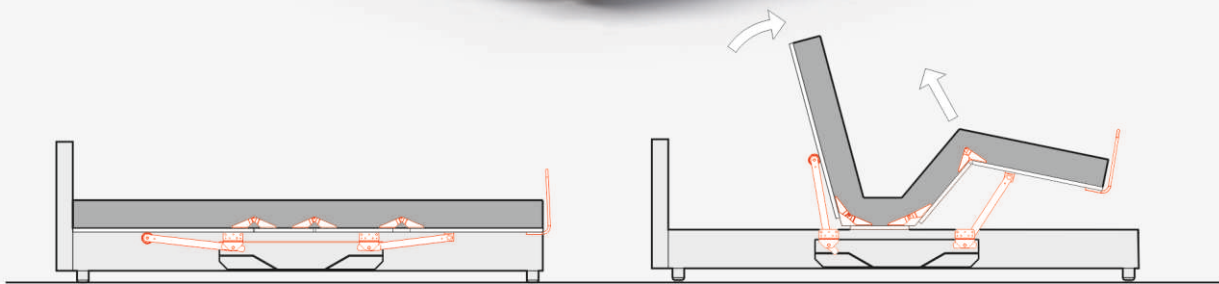


sprężyna
spring

AS 552-1 $F_s=250N$  2

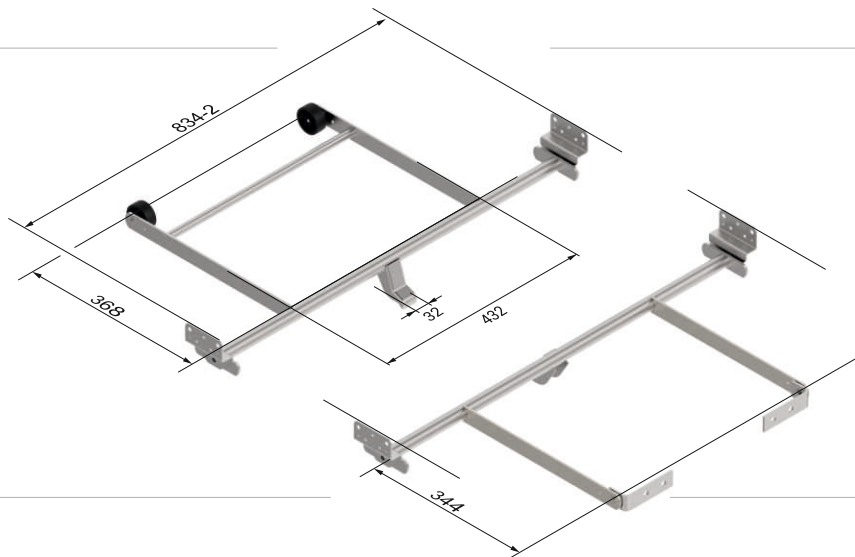


BOXSPRING



okucia do ramy drewnianej
fittings for wooden frame

● **RU 316-5**  5,60  1 MIN 50



AKCESORIA WYMAGANE
REQUIRED ACCESSORIES

RU 324-0  4,50  1

● **AH 073-5**  0,19  6 MIN 300

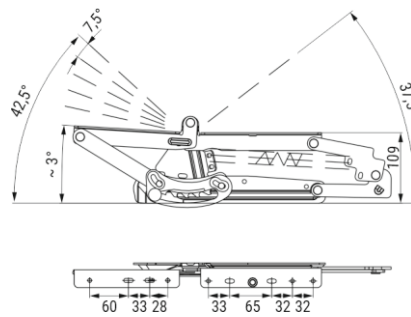
SI 193-A-5  0,80  1 MIN 50





PODNOŚNIKI DWUFUNKCYJNE DO ŁÓŻKA
DOUBLE FUNCTION MECHANISMS FOR BED



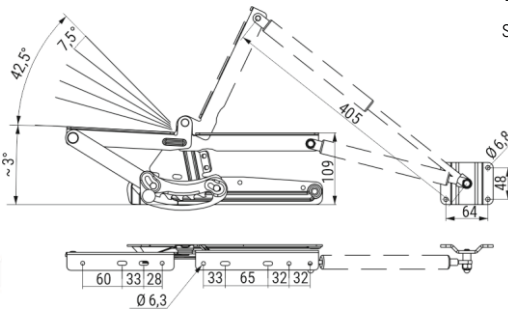
● **PD 122-1**  2,20  MIN 50





● **AS 138-1**  0,14  2
sprężyna naciągowa / regular spring



PD 126-A-1  2,40  MIN 100



XRA 0083 $F_s=700N$  0,25  2
sprężyna gazowa / gas spring






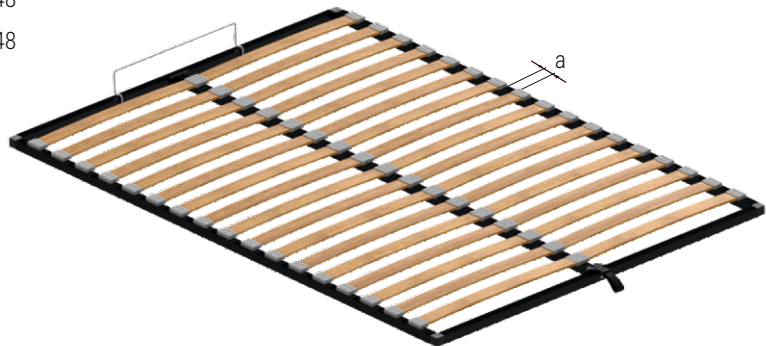
rama składana do montażu własnego
bolted frame for self assembly

rozstaw listew **a=58** ilość listew **34**
slat spacing **a=58** number of slats **34**


RU 800-5 1380 X 2000  24 MIN 48

RU 800-A-5 1580 X 2000  26 MIN 48

RU 800-B-5 1780 X 2000  28 MIN 48

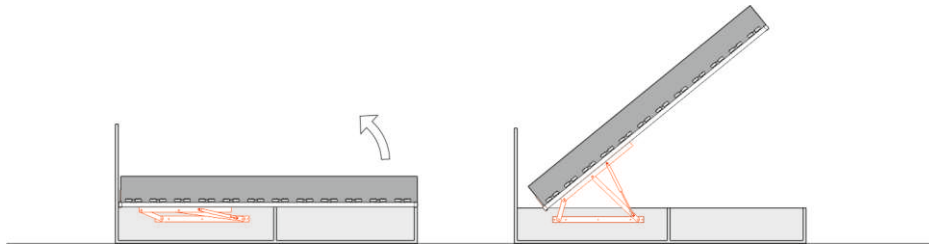


rozstaw listew **a=21** ilość listew **50**
slat spacing **a=21** number of slats **50**

RU 801-5 1380 X 2000  27 MIN 48

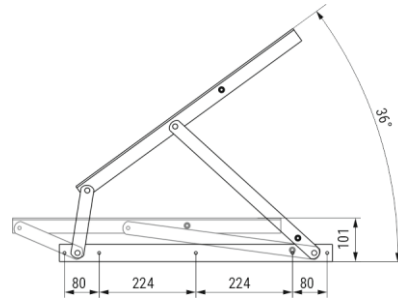
RU 801-A-5 1580 X 2000  30 MIN 48

RU 801-B-5 1780 X 2000  32 MIN 48





podnośnik łóżka
bed lifting mechanism



● **PZ 217-5**  5,90  MIN 20





sprężyna gazowa
gas spring

XRA 0118 $F_s=900N$  0,30  2

Zalecane obciążenie 25-45 kG Recommended load 25-45 kG

XRA 0046 $F_s=1000N$  0,25  2

Zalecane obciążenie 30-50 kG Recommended load 30-50 kG

XRA 0064 $F_s=1150N$  0,25  2

Zalecane obciążenie 35-60 kG Recommended load 35-60 kG



AKCESORIA DODATKOWE ADDITIONAL ACCESSORIES

● **CK 028-5**



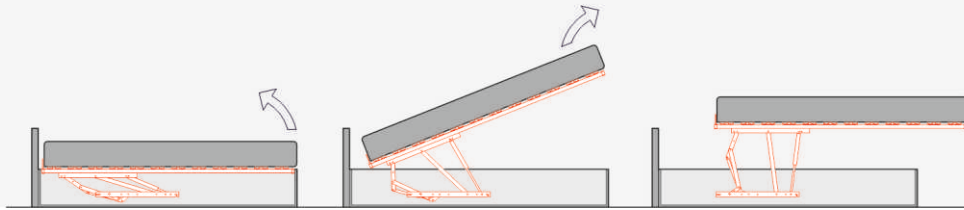
● **AK 131-1**



AK 085-4

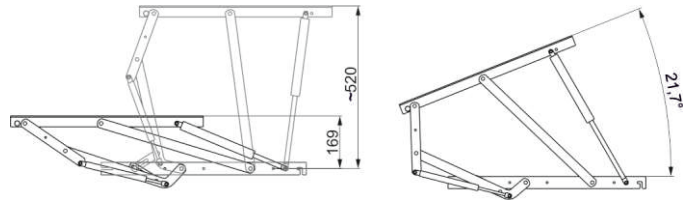


więcej kątowników na str. 56
more angle brackets on the page 56





podnośnik dwufunkcyjny do łóżka
double-function bed lifting mechanism

PZ 245-5  7,40  MIN 50





AKCESORIA WYMAGANE REQUIRED ACCESSORIES

sprężyna gazowa
gas spring

XRA 0129 $F_s=700N$  0,20  2




zalecane obciążenie 45-55 kG recommended load 45-55 kG

XRA 0128 $F_s=900N$  0,20  2

zalecane obciążenie 55-65 kG recommended load 55-65 kG

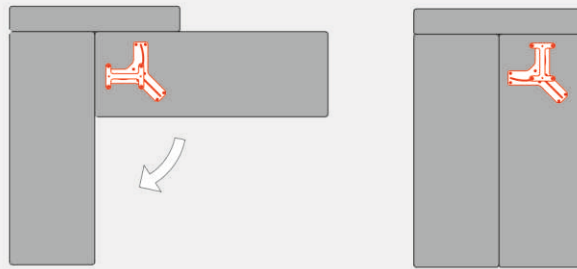


synchronizator
synchronizing bar

 **CB 033-5-3G** $L=1200=2000$  1,40  1

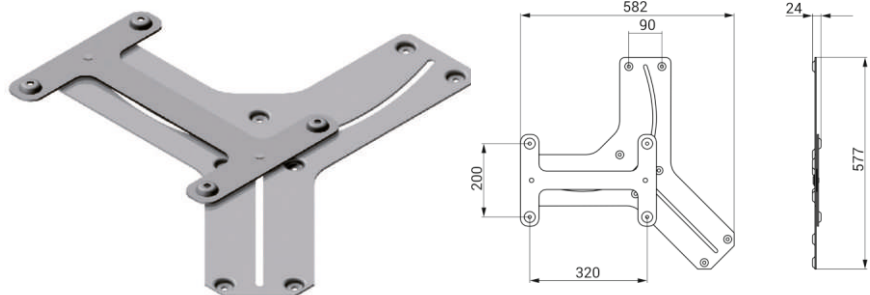


WAVE



obrotnica
swivel mechanism

● **PB 031-5**  3,80  MIN 7



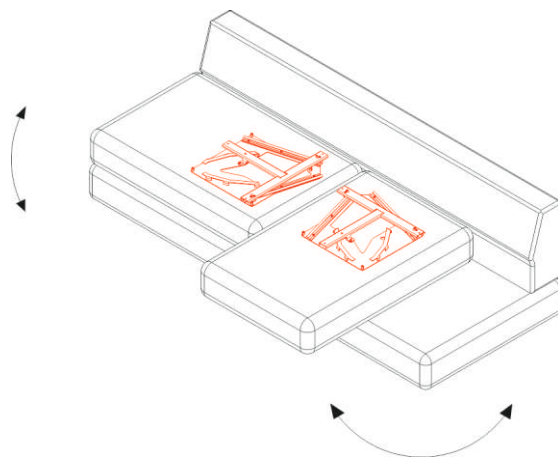
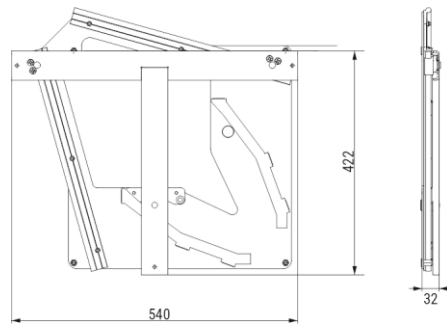

SPINNER



obrotnica
swivel mechanism

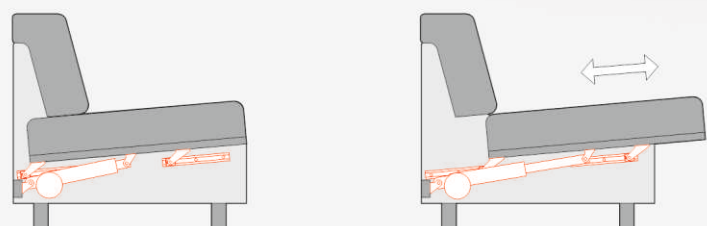
PATENT





● **PB 041-B-5**  5,70 MIN 40



EASY SLIDE


OKUCIA DO WYSUWU SIEDZISKA
FITTINGS TO EXTEND THE SEAT



KDYJT013-A-X skok 255mm stroke 255mm  1,90  1
KDYJT013-B-X skok 175mm stroke 175mm  1,60  1



 **AR 006-A-1**  0,10  2 MIN 50



KDH057  1



KDH026  1



 **AK 442-1**  0,10  2 MIN 100



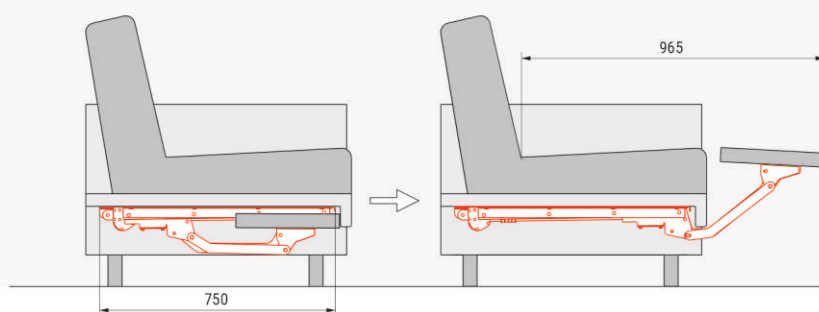
AP 046-1 L=300  0,25  4 MIN 100

AP 041-1 L=230  0,20  4 MIN 100

L - na życzenie / at request





MECHANIZM PODNÓŻKA Z SILNIKIEM
FOOTEREST MECHANISM WITH MOTOR



SF 124-5  12,00  MIN 40

PATENT PENDING

KDPT007N-246-X  1,90  1

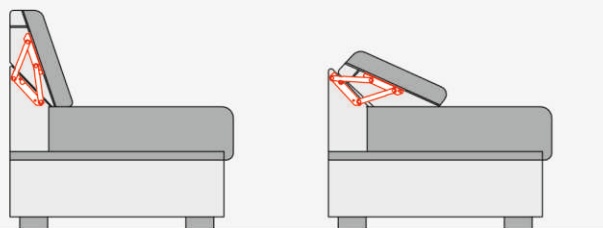
KDH026  1



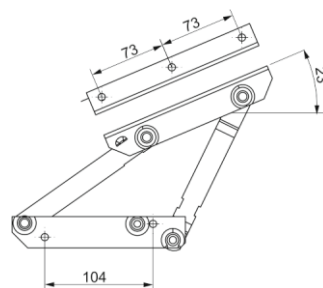
KDH057  1



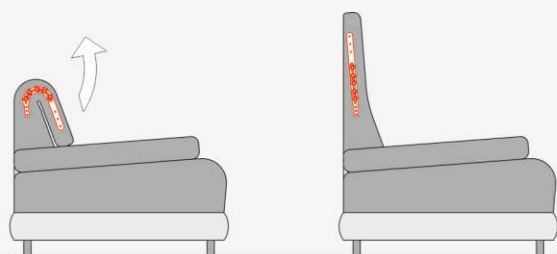
MECHANIZMY **OPARCIA**
BACKREST MECHANISMS




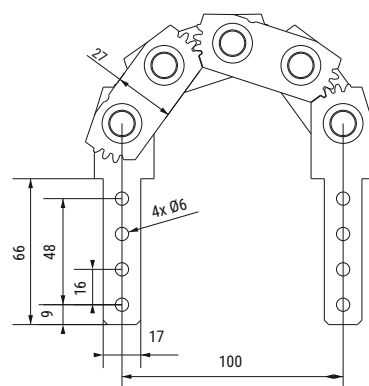
● **PC 026-1**  1,50 MIN 40



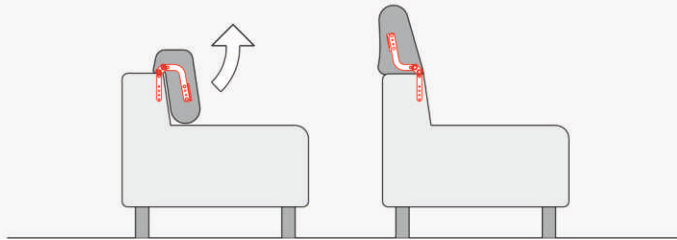
MECHANIZMY **OPARCIA**
BACKREST MECHANISMS




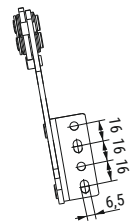
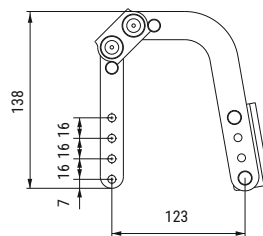
PP 270-1  0,45 MIN 100
moment sily 7 Nm
torque of 7 Nm



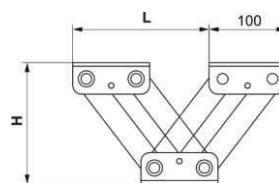
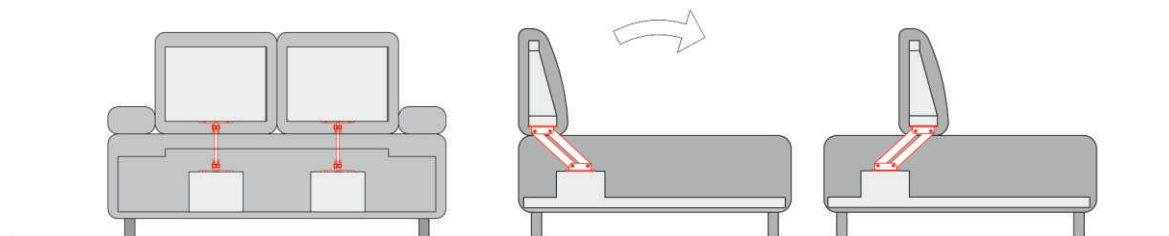
MECHANIZMY **OPARCIA**
BACKREST MECHANISMS



PP 812-1  0,70 MIN 40
 moment siły 7 Nm
 torque of 7 Nm



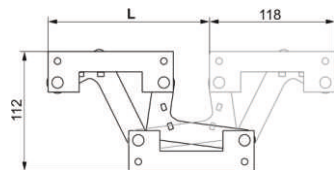
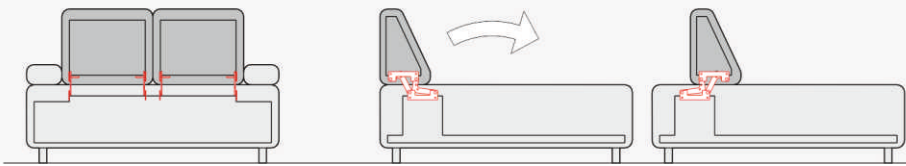
MECHANIZMY **OPARCIA**
BACKREST MECHANISMS



Kod wyrobu Product Code	L [mm]	H [mm]	F [Nm]	[kg]	min. min.
● PB 033-1	260	150	4,5	1,49	48
PB 033-I-1	188	117	4,5	1,38	96



MECHANIZMY **OPARCIA**
BACKREST MECHANISMS




INDUSTRIAL PROPERTY

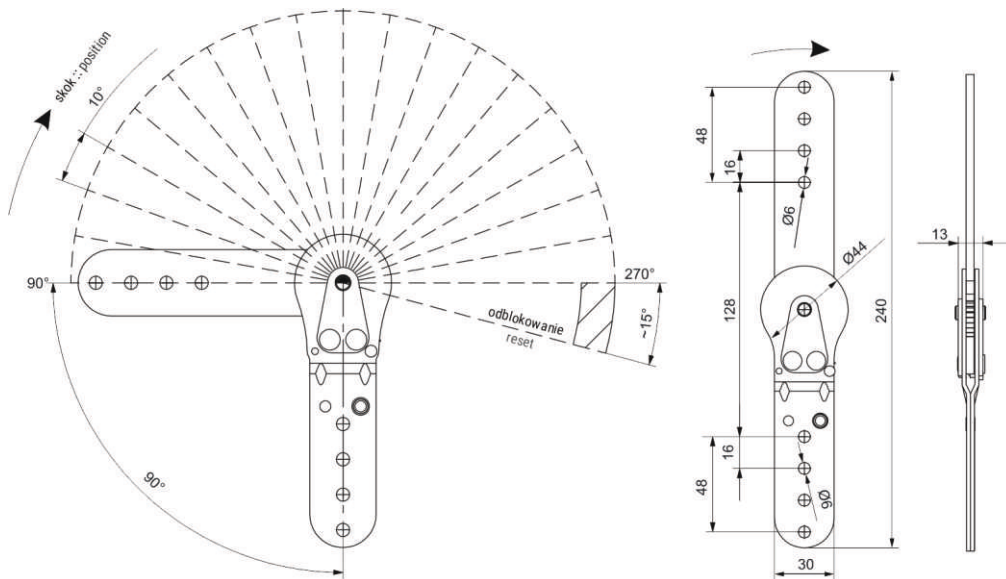
Kod wyrobu Product Code	L [mm]	[kg]	min. min.
PC 136-1	152	0,90	90
PC 136-A-1	182	0,80	90

FLEXMATIC

PRZEGUB STOPNIOWY DO **PODŁOKIETNIKA / ZAGŁÓWKA**
 RATCHET MECHANISM FOR **ARMREST / HEADREST**



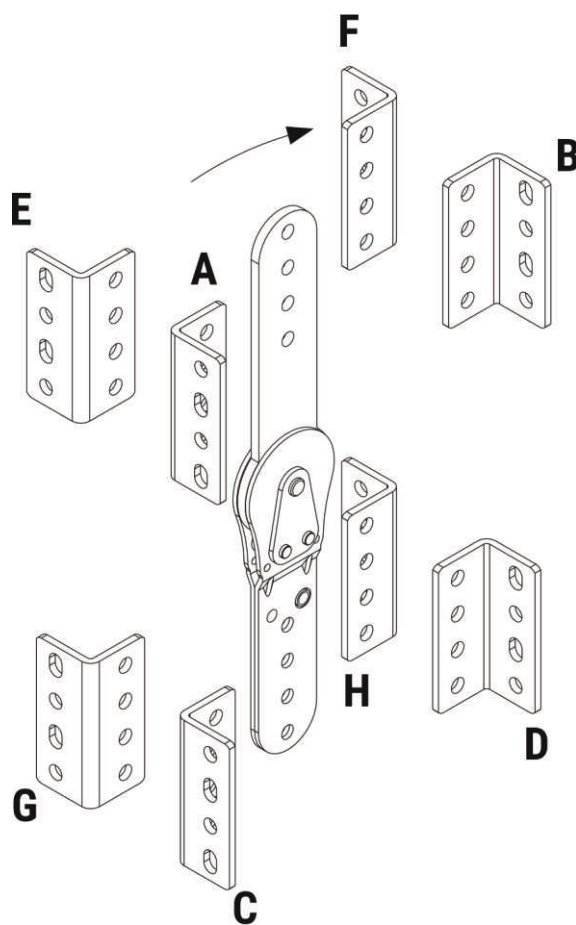
Maksymalny moment siły **150 Nm/szt**
 Maximum torque **150 Nm/pc**



Kod wyrobu Product Code	Położenie początkowe Initial position	Położenie końcowe Final position	Kątownik-typ Angle type	Jednostka Unit	Zamówienie min. Min. order	Waga Weight	Uwagi Note
PP 150-1	90°	170°		szt / pc	100	0,30	
PP 187-A-1	90°	180°	B*	para / pair	50	0,86	Ze sprężyną zwrotną Return spring

*akcesoria dodatkowe str. 40 *additional accessories p. 40

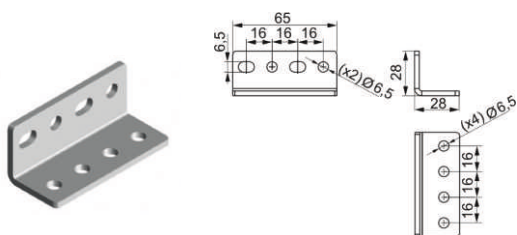
SPOSÓB MOCOWANIA KĄTOWNIKÓW DO PRZEGUBÓW - DO WYBORU
 ANGLE BRACKET FITTING METHOD - OPTIONS



kątownik standardowy standard bracket angle

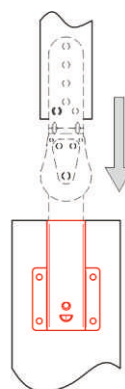
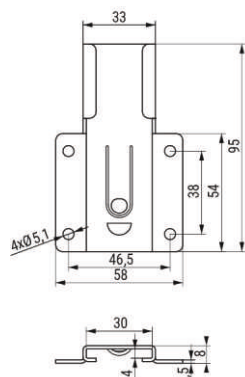
● **AK 133-1** 0,07 MIN 200

AZ 032-1 0,12 MIN 200



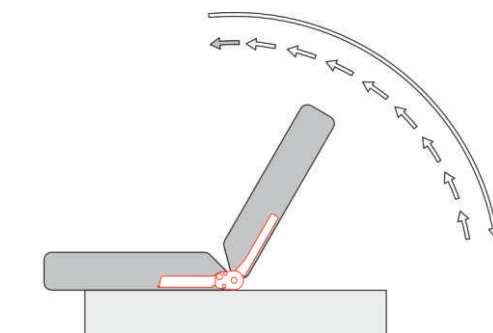
montaż na wsuwki assembly with slide-in joints

AL 094-1 0,13 MIN 200

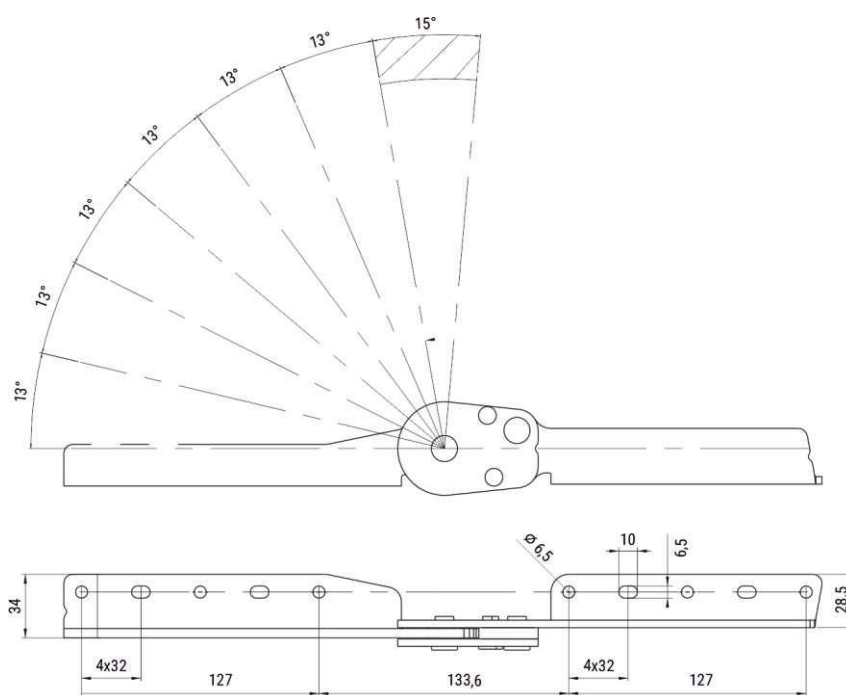


SOLIDMATIC

PRZEGUB STOPNIOWY DO **OPARCIA**
RATCHET MECHANISM FOR **BACKREST**



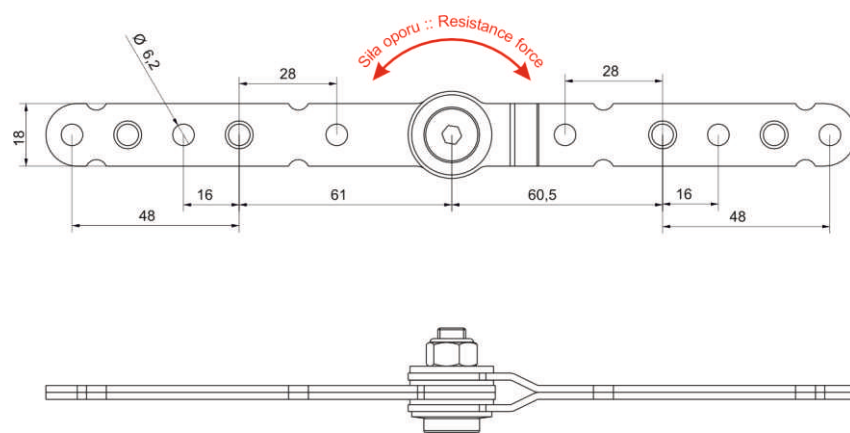

Maksymalny moment siły **2 x 300 Nm**
Maximum torque **2 x 300 Nm**



Kod wyrobu Product Code	Położenie początkowe Initial position	Położenie końcowe Final position	Ilość położeń No. of positions	Jednostka Unit	Zamówienie min. Min. order	Waga Weight
PP 555-N-1	180°	260°	6	para / pair	100	1,70

FRIMATIC


PRZEGUB CIERNY DO ZAGŁÓWKA
FIRCTION MECHANISM FOR HEADREST



Kod wyrobu Product Code	Siła oporu (Nm/szt) Resistance force (Nm/pc)	Jednostka Unit	Zamówienie min. Min. order	Waga Weight
PP 343-J-1	10	szt/pc	100	0,16

STRETCHMATIC

PRZEGUB STOPNIOWY DO ZAGŁÓWKA Z FUNKCJĄ NAPINANIA
 RATCHET MECHANISM FOR HEADREST WITH STRETCHING FUNCTION




Maksymalny moment siły **2 x 80 Nm** Maximum torque **2 x 80 Nm**

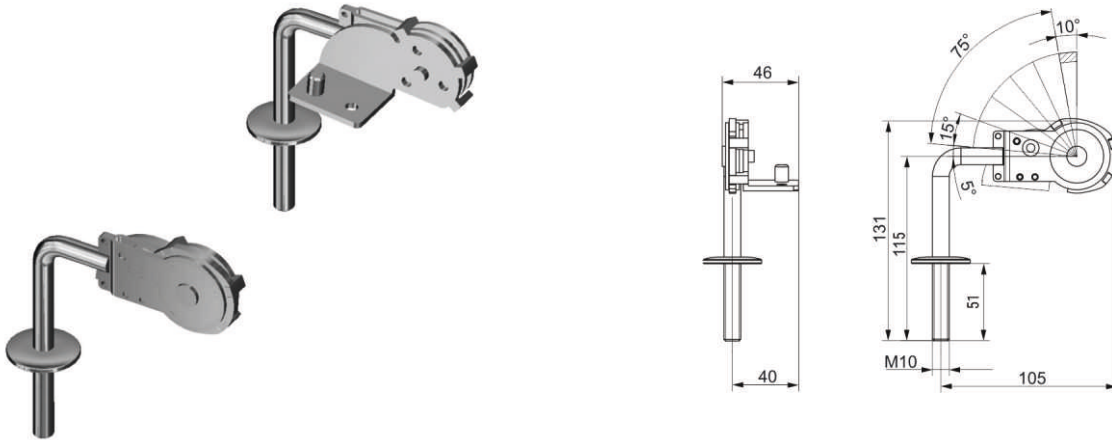
Kod wyrobu Product Code	Napinanie Stretching	Położenie początkowe Initial position	Położenie końcowe Final position	Jednostka Unit	Waga Weight	Zamówienie min. Min. order
PP 241-1	~80mm	105°	195°	para / pair	1,4	100




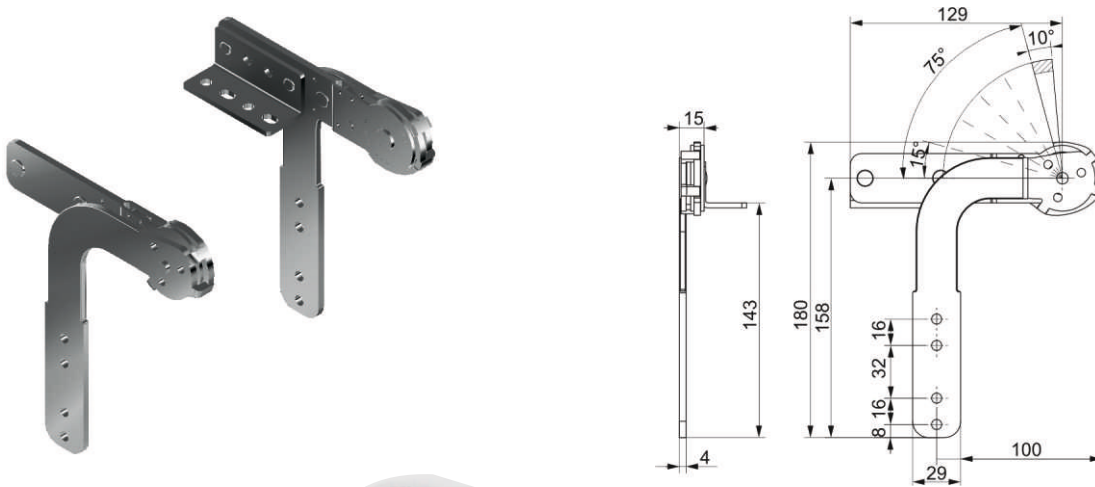
Maksymalny moment siły **2 x 80 Nm** Maximum torque **2 x 80 Nm**

Kod wyrobu Product Code	Napinanie Stretching	Położenie początkowe Initial position	Położenie końcowe Final position	Jednostka Unit	Waga Weight	Zamówienie min. Min. order
PP 151-1	~30mm	90°	190°	para / pair	0,8	100

PP 040-8 Max 2x90Nm  0,63 MIN 100

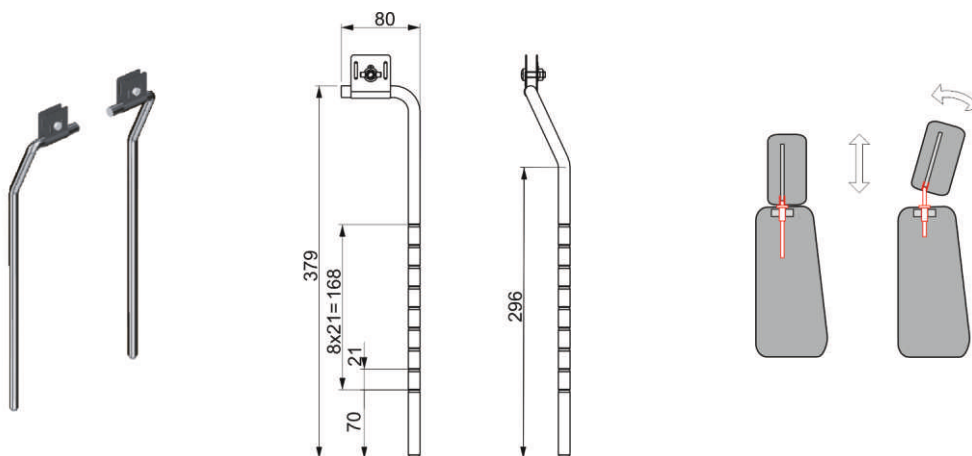


PP 101-B-8 Max 2x130Nm  0,95 MIN 100



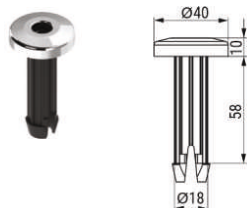
MECHANIZMY ZAGŁÓWKA
HEADREST MECHANISMS

● **PP 510-8**  0,60 MIN 50



AKCESORIA WYMAGANE
REQUIRED ACCESSORIES

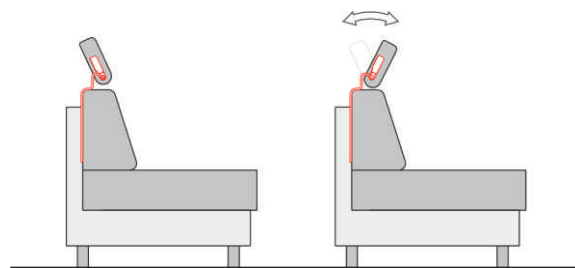
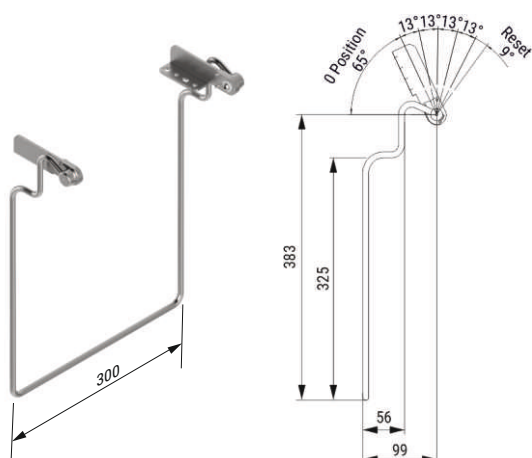
- **TS 168-8** MIN 200 sprężyna słaba soft spring
- **TS 169-8** MIN 200 sprężyna średnia medium spring



SZ 318  0,80 155° - 207°

SZ 317-A  0,80 90° - 194°

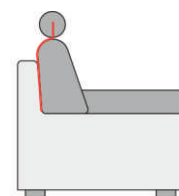
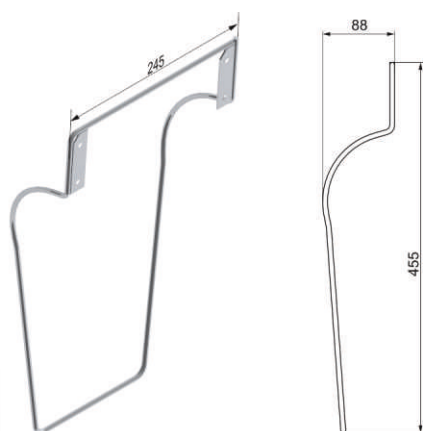
z przegubem stopniowym
with ratchet mechanism



Maksymalne obciążenie
Maximum load **40 Nm**

wykończenia ozdobne -8, -19 str. 1
decorative finishings -8, -19 p. 1

● **SZ 509-E-8**  0,36 MIN 50

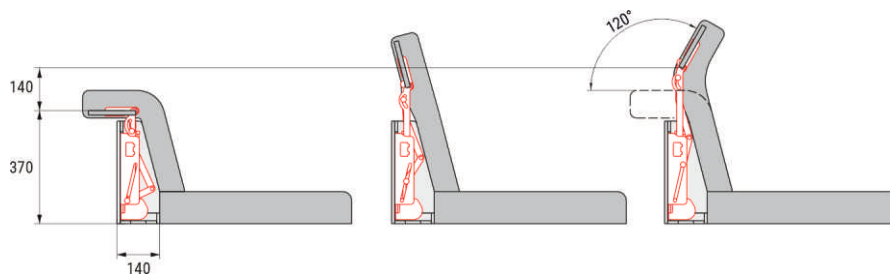




ELEKTRYCZNY MECHANIZM ZAGLÓWKA

MOTORIZED HEADREST MECHANISM

PC 146-5  3,75z funkcją napinania
with stretching function

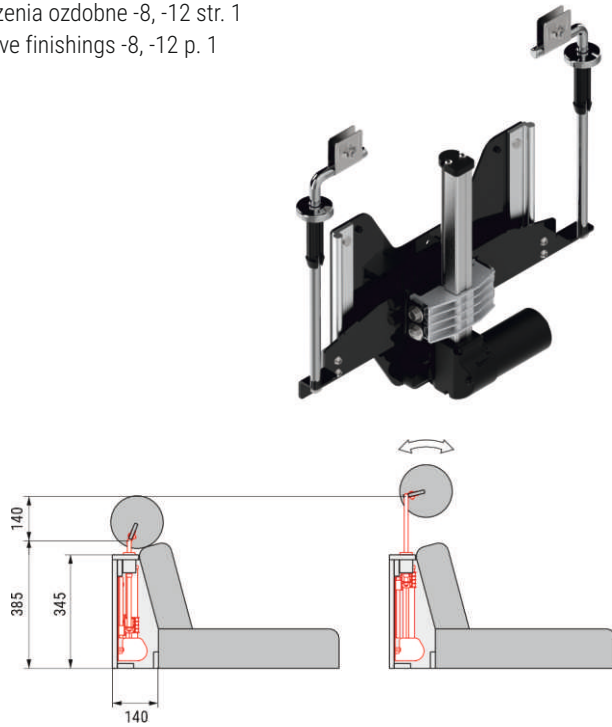
INDUSTRIAL PROPERTY

AKCESORIA WYMAGANE
REQUIRED ACCESSORIES**KDH057**  1**KDH026**  1

ELEKTRYCZNY MECHANIZM ZAGŁÓWKA
MOTORIZED HEADREST MECHANISM

PC 145  3,80

wykończenia ozdobne -8, -12 str. 1
decorative finishings -8, -12 p. 1



AKCESORIA WYMAGANE
REQUIRED ACCESSORIES

KDH057  1



KDH026  1

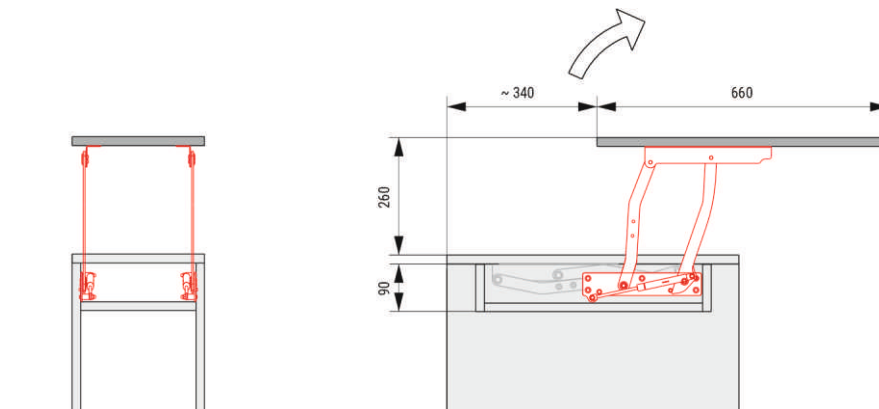


MECHANIZMY **STOLIKA**
TABLE MECHANISMS





PT 011-B-5  2,60  MIN 100

INDUSTRIAL PROPERTY



AKCESORIA DODATKOWE
ADDITIONAL ACCESSORIES



PC 090-5 L=874  0,55  1

L - na życzenie / at request





AKCESORIA WYMAGANE
REQUIRED ACCESSORIES

sprężyna gazowa
gas spring


XRA 0115 $F_s=300N$  0,10  2

zalecana waga blatu 6,5 - 11 kG
recommended countertop weight 6,5 - 11 kG

XRA 0124 $F_s=400N$  0,10  2

zalecana waga blatu 8 - 14 kG
recommended countertop weight 8 - 14 kG

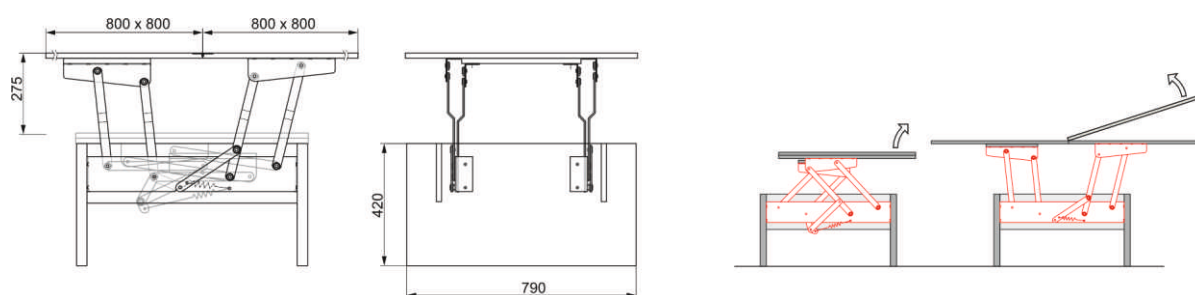






● **PT 009-5**  15,80 **MIN 40**

zalecana waga 2 blatów 16÷24 kg recommended weight of 2 countertops 16÷24 kg


INDUSTRIAL PROPERTY

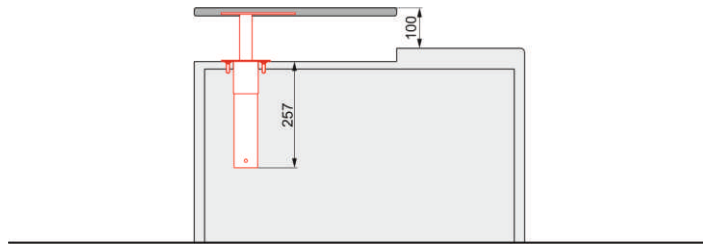


● **AS 119-1** $F_s=278\text{ N}$  0,14  2

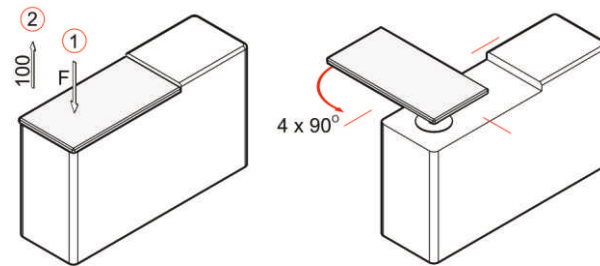


MECHANIZMY **STOLIKA**
TABLE MECHANISMS

- **MK 082-A-8**  2,45 MIN 10
ze sprężyną gazową 100N with gas spring 100Nm

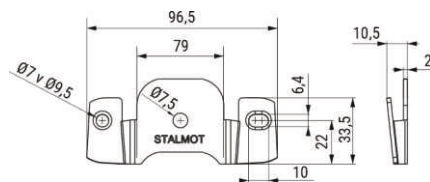


nacisnąć push

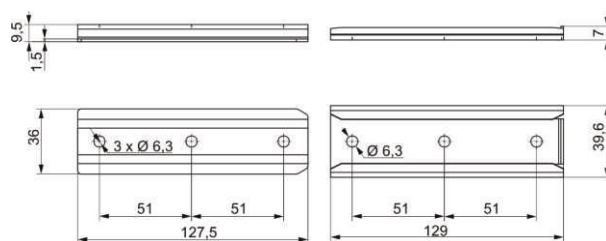



OKUCIA DROBNE :: FITTINGS

● **AL 034-1**  0,07 MIN 200

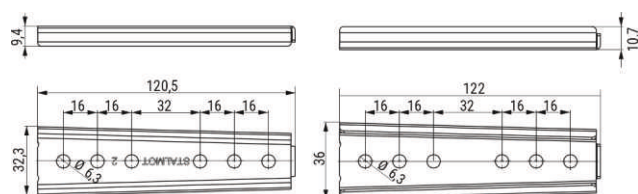


● **AL 011-1**  0,15 MIN 100



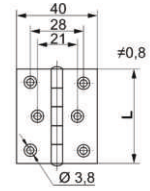
● **AL 200-1**  0,15 MIN 100

łącznik klinowy
knock-down bracket

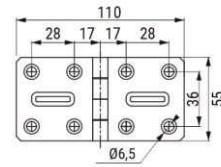


AH 002-1 L=40  0,01 MIN 1000

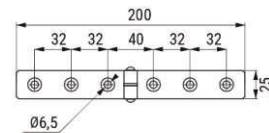
AH 003-1 L=50  0,02 MIN 1000



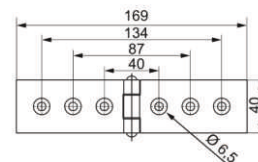
 **AH 001-1**  0,12 MIN 200



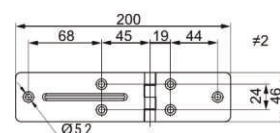
AH 024-1  0,12 MIN 200



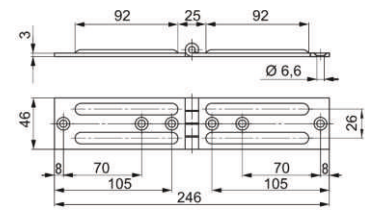
AH 025-1  0,19 MIN 200




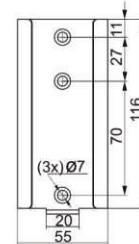
CH 009-1  0,20 MIN 200



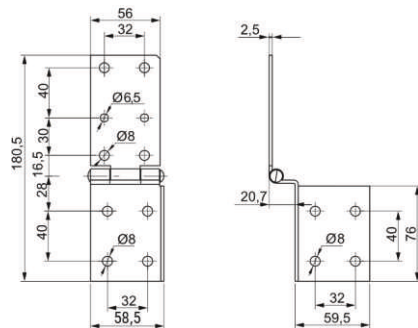

● **CH 031-1**  0,28 MIN 100




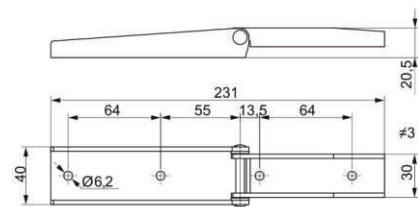
● **CZ 181-1**  0,17 MIN 100
wsuwka współpracuje z CH 031-1
slide-in-joint co-works with CH 031-1




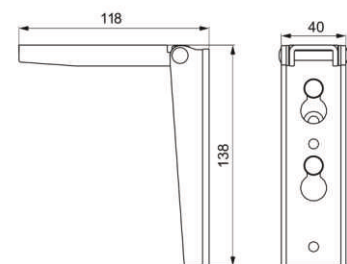
● **AH 055-4**  0,63 MIN 50



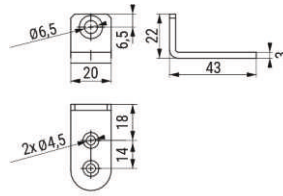
● **AH 050-1**  0,30 MIN 100
oparcie pod kątem 4°
backrest angle 4°



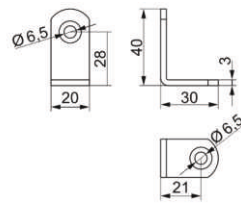
AH 071-1  0,50 MIN 200
oparcie pod kątem 4° backrest angle 4°
zawias z wsuwką hinge with slide-in-joint



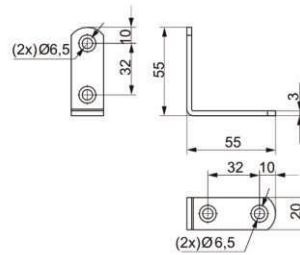
AK 003-1  0,02 MIN 200



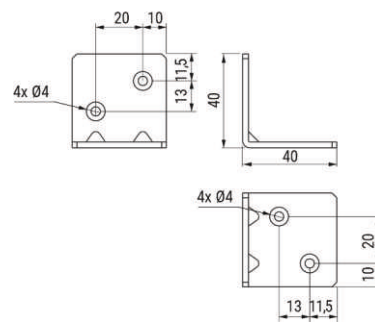
AK 006-1  0,02 MIN 1000



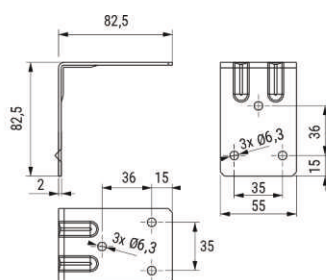
AK 012-1  0,05 MIN 200



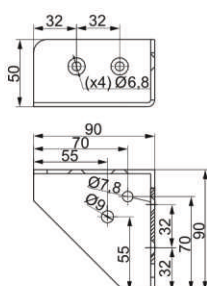
AK 034-1  0,05 MIN 300



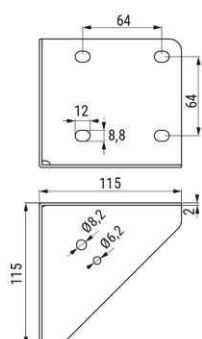

CK 017-5  0,14 MIN 200



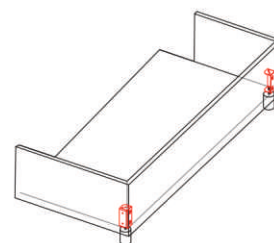
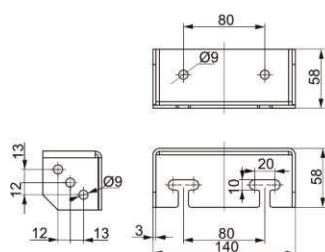
AK 085-4  0,32 MIN 200





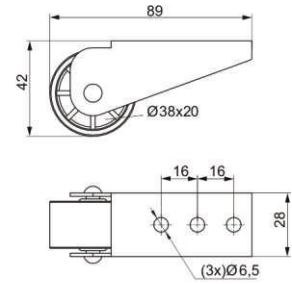
CK 028-5  0,50 MIN 105




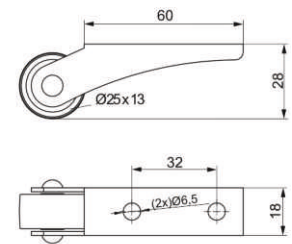
AK 131-1  0,50 MIN 100



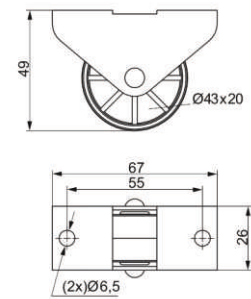
AR 110-1 PP  0,12 MIN 200
AR 174-1 PP+Elastomer  0,11 MIN 200



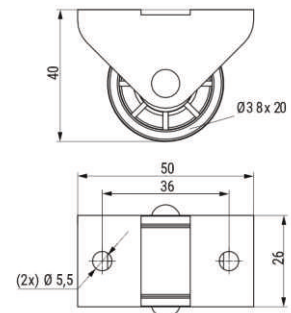
AR 189-1 PP+Elastomer  0,04 MIN 200



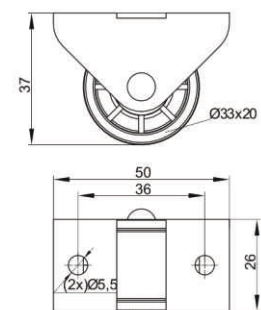
AR 109-1 PP  0,08 MIN 200
 **AR 165-1** PP+Elastomer  0,08 MIN 100



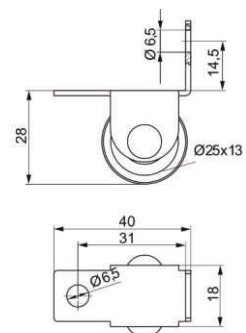
 **AR 172-1** PP+Elastomer  0,06 MIN 100




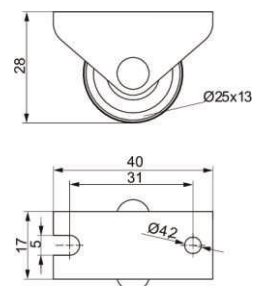
AR 108-1  0,05 MIN 200



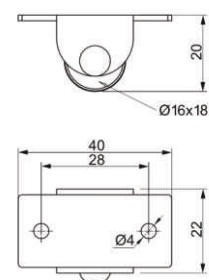
AR 205-1 PP+Elastomer  0,03 MIN 200



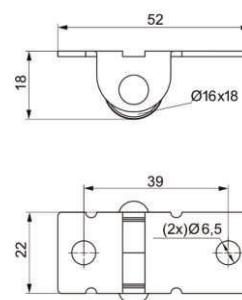
AR 190-1 PP+Elastomer  0,02 MIN 200



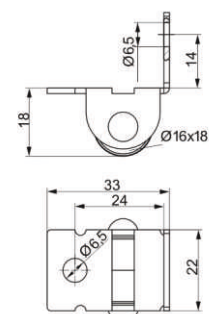
 **AR 104-1**  0,02 MIN 100



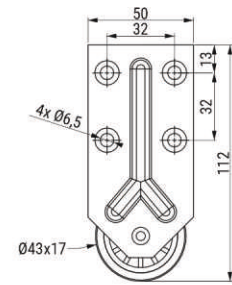
AR 105-1  0,02 MIN 200



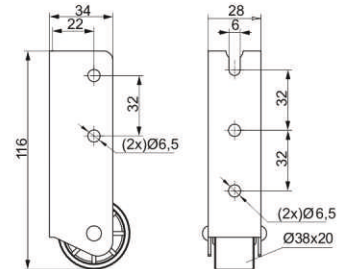
 **AR 101-1**  0,03 MIN 100



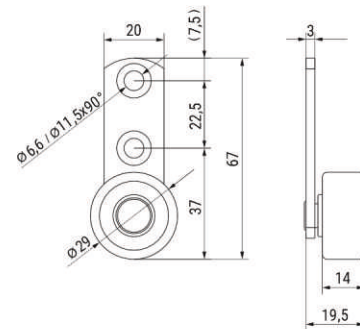
- AR 136-1** PP  0,11 MIN 200
AR 168-1 PP+Elastomer  0,11 MIN 100




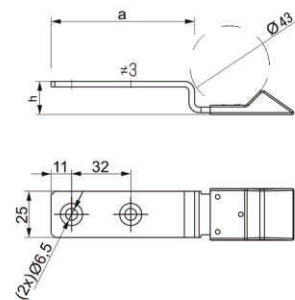
- AR 115-1** PP  0,13 MIN 200
AR 167-1 PP+Elastomer  0,12 MIN 100




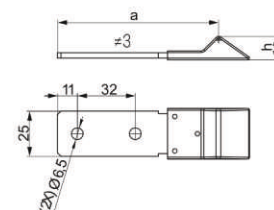
- AR 116-1**  0,04 MIN 100



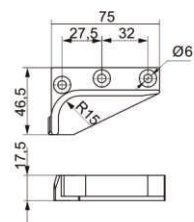

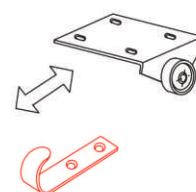
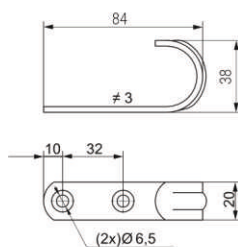

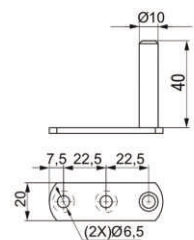

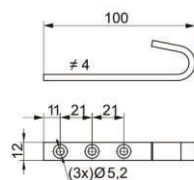
- AZ 357-1** a=78 h=28 Ø43  0,09 MIN 200
 ogumienie
 with rubber



- AZ 359-1** a=123 h=13  0,08 MIN 200
 ogumienie
 with rubber

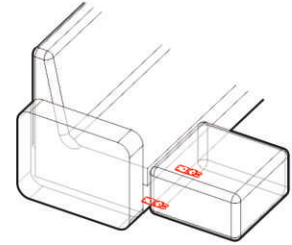
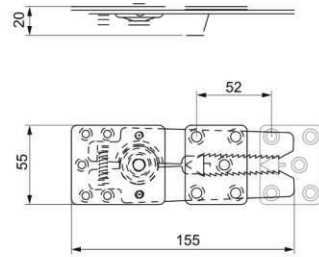




● **LZ 037-5**
 0,04 MIN 200

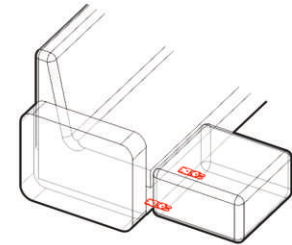
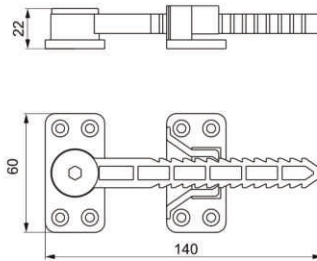

 tworzywo
plastic
● **AZ 321-1**
 0,05 MIN 100
**AZ 604-1**
 0,05 MIN 200
● **AZ 326-1**
 0,05 MIN 200


CZ 149-B-1  0,23 MIN 100

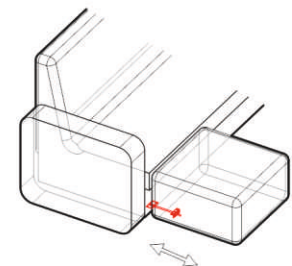
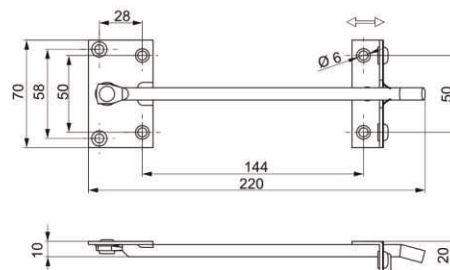
CZ 149-C-1  0,03 MIN 100



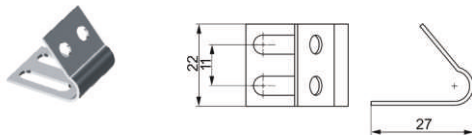
 **TZ 007-5**  0,04 MIN 200
tworzywo plastic



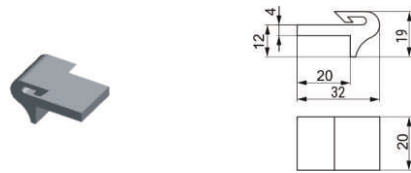
CZ 034-1  0,18 MIN 100



TZ 069-0 MIN 5000



TZ 001-4 MIN 2500



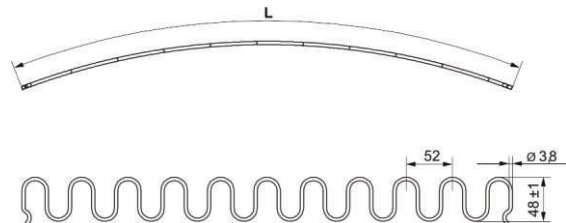
AS 203-0 L=520 TYP A MIN 1000

AS 169-0 L=630 TYP A MIN 1000

AS 162-0 L=650 TYP A MIN 1000

L - również na życzenie


L - available also on request




AS 437-E-0 L=590 TYP B MIN 1000

L - również na życzenie

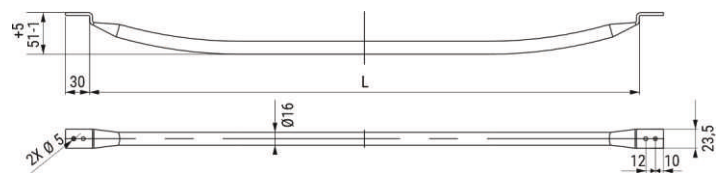
L - available also on request




AS 052-C-5 L=680  1,07 MIN 100

L - również na życzenie

L - available also on request

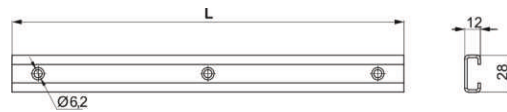


AP 046-1 L=300  0,24 **MIN 100**

AP 041-1 L=230  0,20 **MIN 100**

L - również na życzenie

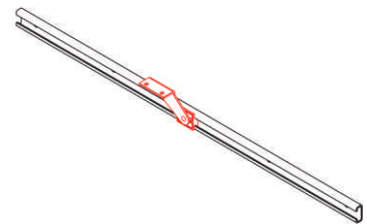
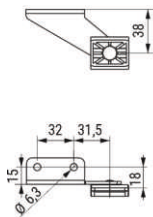
L - available also on request




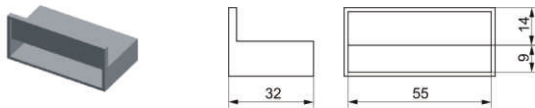
AR 006-D-1 Lewy Left  0,06 **MIN 250**


AR 006-C-1 Prawy Right  0,06 **MIN 250**

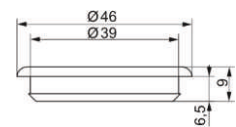
Do wysuwu siedzisk To extend the seat




 **TS 011-5** **MIN 1000**




 **TS 078-4** **MIN 2500**

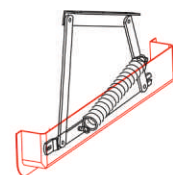
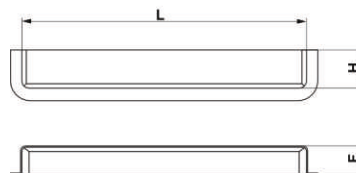



 **TO 001-4** L=380 H=70 F=50 **MIN 200**

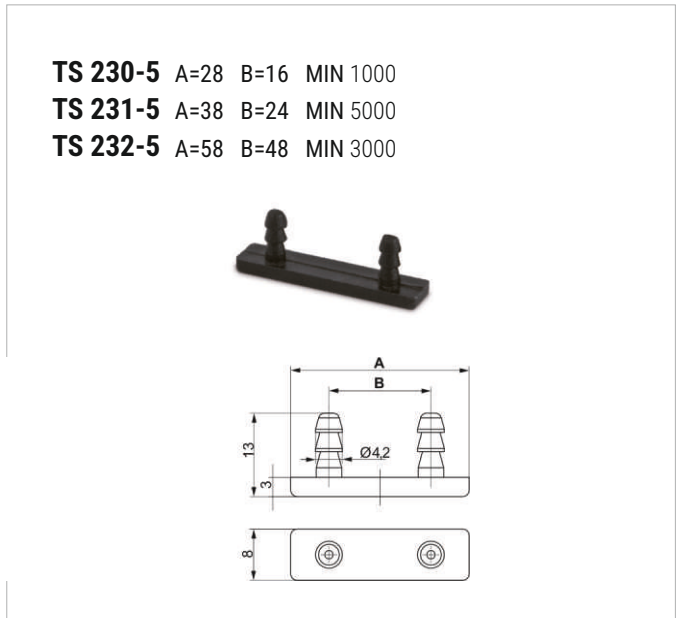


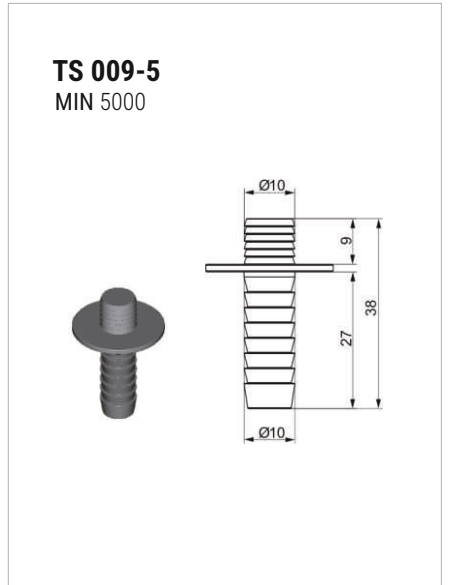
 **TO 002-4** L=510 H=70 F=50 **MIN 200**

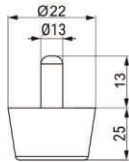
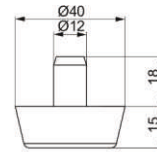
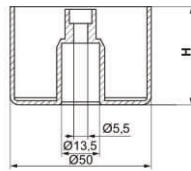
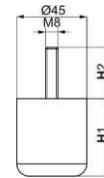
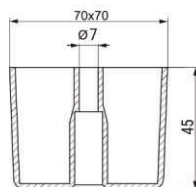
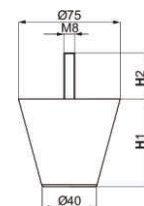
 **TO 003-4** L=790 H=80 F=60 **MIN 125**

tworzywo
plastic

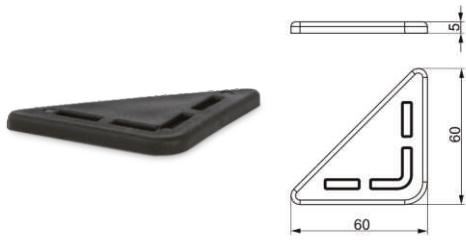


AKCESORIA Z TWORZYW SZTUCZNYCH :: PLASTIC ACCESSORIES

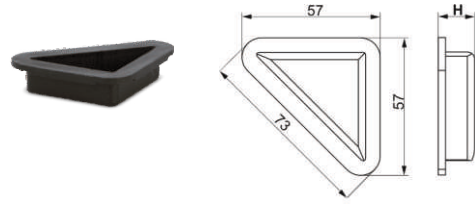


TS 019-5 MIN 800**TS 018-5**
MIN 1500**TS 023-5** H=25 MIN 1000**TS 024-5** H=35 MIN 1200● **TS 038-5** H=50 MIN 400**TS 046-B-5** H1=50 H2=25 MIN 1000**TS 211-5** H1=60 H2=35 MIN 1000**TS 184-5** MIN 1000**TS 026-5** H1= 65 H2=35 MIN 900**TS 129-5** H1=100 H2=35 MIN 1000

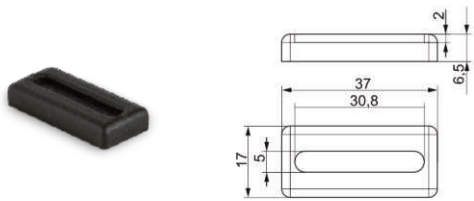
TS 042-5 MIN 1000



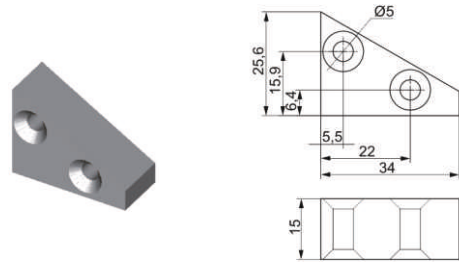
TS 033-5 H=15 MIN 1000
TS 270-5 H=25 MIN 1000



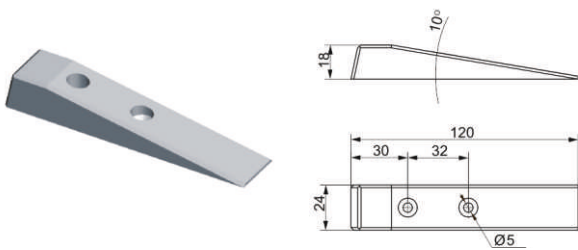
TS 150-5 MIN 1000



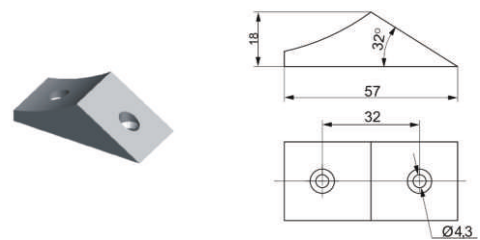
TS 180-5 MIN 1000



TS 083-4 MIN 1000



TS 080-4 MIN 1000



NOGI MEBLOWE FURNITURE LEGS



Wykończenia ozdobne nóg Decorative finishings for legs



...-8
Chrom
Chrome



...-34
Nikiel szczotkowany
Brushed nickel



...-19
Czarny struktura
Black structure



...-12
Czarny mat
Black matt



...-13
szary antracyt
anthracite grey



...-36
kolor aluminium
półmat
aluminium colour
semi-matt

PROXI


NG 134 H150  0,50 MIN 100




STELLA

NG 131 H130  0,50 MIN 120

SPIILLO

NG 274 H180  1,10 MIN 100



TORRE

NG 351-A H160/255 MIN 100

NG 351 H160/200 MIN 100



PIZA

NG 350 H180


NG 350-A H150




NORRY

NG 366 H150 MIN 100



INDUSTRIAL PROPERTY

FENIKS ALU**BA 017** H160  0,35 MIN 96

INDUSTRIAL PROPERTY

**TUKAN ALU****BA 016** H180  0,36 MIN 96**PASO ALU****BA 006** H150  0,35 MIN 96




wykończenia ozdobne -20, -19, -12 str. 1
 decorative finishings -20, -19, -12 p. 1

BONI**BG 918-A**H170  0,64 MIN 100**BG 919****CRUZ**
H150  0,51 MIN 100**ROSA****BG 149**H130  0,35 MIN 100



HAWK

BG 966 H130  0,51 MIN 100
BG 966-A H150  0,54 MIN 100




**CORAL**

BG 551-C H100  0,35 MIN 100
BG 551-B H120  0,38 MIN 100
BG 551 H153  0,40 MIN 100




DIUNA


BG 453 H62 L220  0,82 MIN 96
BG 613 H62 L140  0,55 MIN 100





HYMEN**NG 273** H150 L880  5,60 MIN 40**LYNX****NG 272** H200 L900  6,40 MIN 40

MARS**BG 950**H180 L780  3,90 MIN 60**NES****BG 449**H130 L850  0,80 MIN 104**SVEN****BG 306**H130 L910  3,00 MIN 80


GARDA**SP 151** H38 Ø700  6,20 MIN 40**GARDA V****SP 231** H68 Ø730  6,70 MIN 40

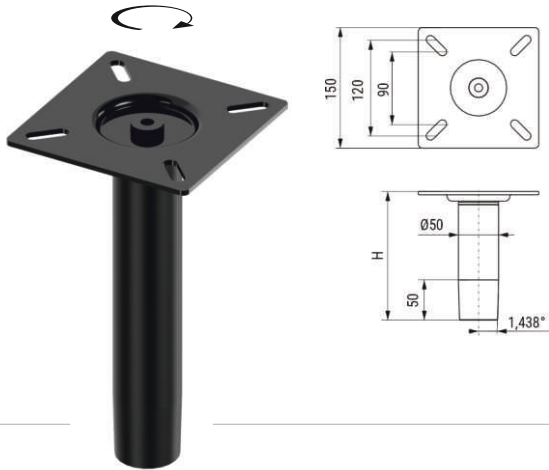
RIO**SP 166**H55 Ø700  4,50 MIN 40**RIO V****SP 232**H70 Ø730  6,10 MIN 40


KOMO**SP 788-E** H70 Ø620  3,30 MIN 40**KOMO V****SP 233** H58 Ø730  4,90 MIN 40

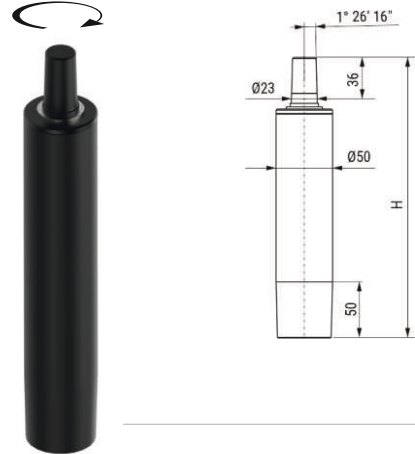
NEXO**SP 238** H95 Ø780  1,80 MIN 40**DISH****SP 085** Ø580  13,60 MIN 40wykończenia ozdobne -28, -27, -19 str. 1
decorative finishings -28, -27, -19 p. 1


MECHANIZMY OBROTOWE SWIVEL MACHANISMS

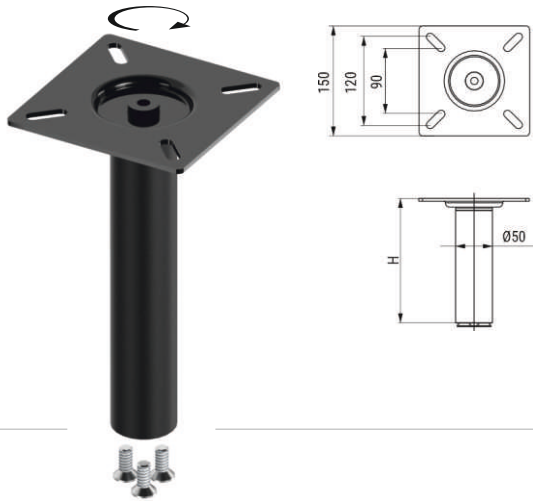
SP 410-C H275  2,10 MIN 40
H - na życzenie/at request




SP 400-A H300  1,50 MIN 40
H - na życzenie/at request



SP 420-C H275  2,25 MIN 40
H - na życzenie/at request

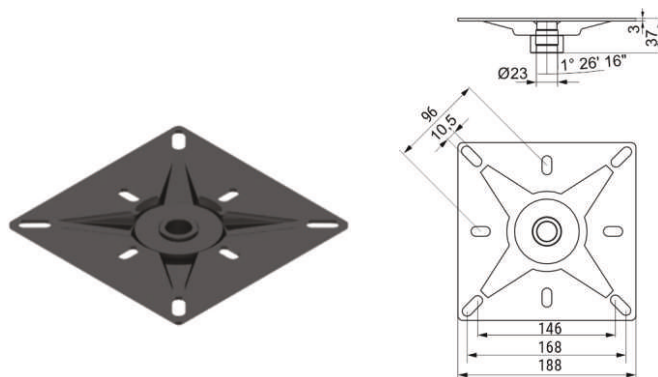


SP 430-A H260  1,25 MIN 40
H - na życzenie/at request



wykończenia ozdobne str. 67
decorative finishings p. 67

SP 070-B-5  1,10 MIN 40



MECHANIZMY OBROTOWE Z AUTOMATYCZNYM POWROTEM
SWIVEL MECHANISMS WITH AUTO-RETURN



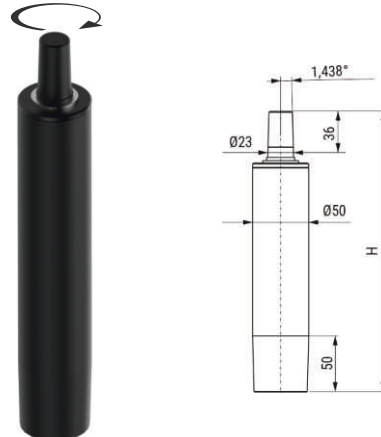
SP 405 H280  1,05 MIN 40

H - na życzenie/at request

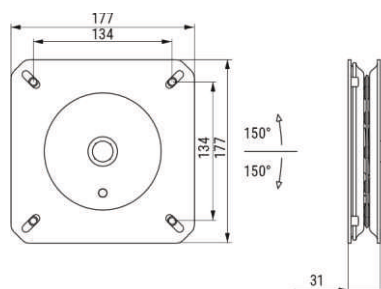
współpracuje ze wspornikiem SP 070-B-5 str.79

cooperates with support SP 070-B-5 p.79

360° Auto-return




 **SP 960-A-5**  2,50 MIN 49



150° 150° Auto-return



CONEY

SP 234-A-12  4,00 MIN 20
z mechanizmem obrotowym
with swivel mechanism

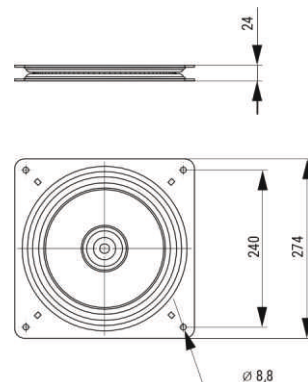


CENTRO

SP 969-C-5 Ø550  1,85 MIN 40
SP 969-A-5 Ø580  2,10 MIN 40
SP 969-5 Ø610  2,30 MIN 40
SP 969-B-5 Ø860  3,10 MIN 40



 **SP 968-5**  3,25 MIN 40



INDEX

A

AH 001-1 53
AH 002-1 53
AH 003-1 53
AH 024-1 53
AH 025-1 53
AH 050-1 54
AH 055-4 54
AH 071-1 54
AH 073-5 25
AK 003-1 55
AK 006-1 55
AK 012-1 55
AK 034-1 55
AK 085-4 28, 56
AK 131-1 28, 56
AK 133-1 40
AK 442-1 32
AK 640-5 12
AL 011-1 52
AL 034-1 52
AL 051-5 14, 16
AL 094-1 40
AL 200-1 52
AP 041-1 32, 63
AP 046-1 32, 63
AR 006-A-1 32
AR 006-C-1 63
AR 006-D-1 63
AR 101-1 58
AR 104-1 58
AR 105-1 58
AR 108-1 57
AR 109-1 57
AR 110-1 57
AR 115-1 59
AR 116-1 59
AR 136-1 59
AR 165-1 57
AR 167-1 59
AR 168-1 59
AR 172-1 57
AR 174-1 57
AR 189-1 57
AR 190-1 58
AR 205-1 58
AR 228-1 12
AR 253-5 12
AS 052-C-5 62

AS 105-1 22
AS 106-1 6
AS 108-1 23
AS 109-1 23
AS 119-1 4, 6, 18, 21, 50
AS 126-1 23
AS 129-1 23
AS 130-1 21, 22
AS 135-1 4, 6, 18
AS 138-1 26
AS 162-0 62
AS 169-0 62
AS 189-1 6
AS 203-0 62
AS 252-1 4, 6, 18
AS 437-E-0 62
AS 438-1 8, 10
AS 477-1 22
AS 552-1 24
AS 624-1 8, 10
AS 637-1 8, 10
AZ 032-1 40
AZ 321-1 16, 60
AZ 326-1 60
AZ 357-1 16, 59
AZ 359-1 59
AZ 604-1 60

B

BA 006 70
BA 016 70
BA 017 70
BG 149 71
BG 306 74
BG 449 74
BG 453 72
BG 551 72
BG 551-B 72
BG 551-C 72
BG 613 72
BG 918-A 71
BG 919 71
BG 950 74
BG 966 72
BG 966-A 72

C

CB 029-5-3G 18
CB 033-5-3G 18, 29
CH 009-1 53
CH 031-1 18, 54
CK 017-5 56
CK 028-5 28, 56
CZ 034-1 61
CZ 149-B-1 61
CZ 149-C-1 61
CZ 181-1 18, 54

K

KDH026 12, 32, 33,
47, 48
KDH057 32, 33, 47,
48
KDPT007N-246-X 33
KDPT007-XA 12
KDYJT013-A-X 32
KDYJT013-B-X 32
KO 012-5 19
KO 013-B-5 19
KO 128-1 19

L

LZ 037-5 16, 60

M

MK 082-A-8 51

N

NG 131 68
NG 134 68
NG 272 73
NG 273 73
NG 274 68
NG 319-5 8
NG 350 69
NG 350-A 69
NG 351 69
NG 351-A 69
NG 366 69

P

PB 031-5 30
PB 033-1 37
PB 033-I-1 37
PB 041-B-5 31
PC 024-1 24
PC 025-1 24
PC 026-1 34
PC 090-5 49
PC 116-B-1 4
PC 136-1 38
PC 136-A-1 38
PC 145 48
PC 146-5 47
PD 006-1 24
PD 122-1 26
PD 126-A-1 26
PF 001-B-5 15
PF 003-5 15
PF 004-1 15
PF 016-5 3G 18
PF 022-5 18
PF 085-5 17
PF 107-B-5 4
PF 190-Z-5 6
PF 202-E-5 8, 10
PF 277-5 8
PF 278-5 10
PF 280-H-5 4, 6, 10
PF 290-A-5 4, 6
PF 300-5 12
PL 001-4 21
PL 134-4 21
PM 142-4 22
PM 147-4 22
PP 040-8 44
PP 101-B-8 44
PP 150-1 39
PP 151-1 43
PP 187-A-1 39
PP 241-1 43
PP 270-1 35
PP 343-J-1 42
PP 510-8 45
PP 555-N-1 41
PP 812-1 36
PT 009-5 50

INDEX

P

PT 011-B-5	49
PW 165-1	20
PW 167-1	20
PW 186-5	20
PZ 180-4	23
PZ 182-4	23
PZ 217-5	28
PZ 245-5	29

R

RU 316-5	25
RU 324-0	25
RU 800-5	27
RU 800-A-5	27
RU 800-B-5	27
RU 801-5	27
RU 801-A-5	27
RU 801-B-5	27

S

SF 124-5	33
SI 193-A-5	25
SP 070-B-5	79
SP 085	78
SP 151	75
SP 166	76
SP 231	75
SP 232	76
SP 233	77
SP 234-A-12	81
SP 238	78
SP 400-A	79
SP 405	80
SP 410-C	79
SP 420-C	79
SP 430-A	79
SP 788-E	77
SP 960-A-5	80
SP 968-5	81
SP 969-5	81
SP 969-A-5	81
SP 969-B-5	81
SP 969-C-5	81
SZ 317-A	46
SZ 318	46
SZ 509-E-8	46

T

TO 001-4	21, 63
TO 002-4	22, 63
TO 003-4	23, 63
TS 004-5	64
TS 009-5	64
TS 011-5	63
TS 013-5	64
TS 016-5	64
TS 018-5	65
TS 019-5	65
TS 023-5	65
TS 024-5	65
TS 026-5	65
TS 033-5	66
TS 038-5	65
TS 042-5	66
TS 046-B-5	65
TS 078-4	63
TS 080-4	66
TS 083-4	66
TS 111-5	64
TS 113-5	64
TS 120-4	64
TS 129-5	65
TS 150-5	66
TS 168-8	45
TS 169-8	45
TS 180-5	66
TS 184-5	65
TS 186-1	64
TS 211-5	65
TS 230-5	64
TS 231-5	64
TS 232-5	64
TS 270-5	66
TS 272-5	64
TZ 001-4	62
TZ 007-5	61
TZ 069-0	62

W

WS 189-5	14
WS 578-5	14
WU 429-D-5	16
WU 437-Z-5	16
WU 573-5	14, 16

X

XRA 0045	23
XRA 0046	28
XRA 0064	28
XRA 0069	21, 22
XRA 0083	23, 26
XRA 0115	49
XRA 0118	28
XRA 0124	49
XRA 0128	29
XRA 0129	29
XRA 0160	21, 22
XRA 0168	23

STALMOT

STALMOT & WOLMET sp. z o.o.

Siedziba Spółki / Headquarters

13-100 Nidzica, ul. Sienkiewicza 2
Poland
+48 506 564 392

Zakład / Plant Wolsztyn

64-200 Wolsztyn, ul. Fabryczna 15
Poland
+48 68 347 07 70

Zakład / Plant Bartoszyce

11-200 Bartoszyce, ul. Drzewna 5
Poland
+48 785 220 771

EU VAT: PL 739 385 9124
www.stalmot.com



Niniejszy katalog nie jest ofertą w rozumieniu przepisów Kodeksu Cywilnego. Producent zastrzega sobie prawo do dokonywania zmian konstrukcyjnych w wyrobach, nie zmieniając ich ogólnego charakteru. Zdjęcia produktów i ich kolorystyka umieszczone w katalogu handlowym mogą się różnić od faktycznego wyglądu. Wszelkie prawa zastrzeżone.

This catalogue does not constitute an offer within the meaning of the Polish Civil Code. The company reserves the right to design changes to products, without changing their general character. Photos and colours of the products shown in this catalogue may slightly vary from the actual product.
All Rights Reserved.